

Thurrock - An ambitious and collaborative community which is proud of its heritage and excited by its diverse opportunities and future

Cleaner, Greener and Safer Overview and Scrutiny Committee

The meeting will be held at **7.00 pm** on **6 December 2018**

Committee Room 1, Civic Offices, New Road, Grays, Essex, RM17 6SL

Membership:

Councillors Lynn Worrall (Chair), Qaisar Abbas, Mike Fletcher, Ben Maney and Elizabeth Rigby

Substitutes:

Councillors Alex Anderson, Leslie Gamester, Oliver Gerrish, Terry Piccolo and Gerard Rice

Agenda

Open to Public and Press

	Page
1. Apologies for Absence	
2. Minutes	5 - 12
To approve as a correct record the minutes of the Cleaner, Greener and Safer Overview and Scrutiny Committee meeting held on 4 October 2018.	
3. Items of Urgent Business	
To receive additional items that the Chair is of the opinion should be considered as a matter of urgency, in accordance with Section 100B (4) (b) of the Local Government Act 1972.	
4. Declaration of Interests	
5. Gang Related Violence Update Report	13 - 110
6. Grounds Maintenance, Street Cleansing and Fly Tipping Update	111 - 124

7.	Fees & Charges Pricing Strategy 2019/20	125 - 168
8.	Tree Planting Strategy	169 - 174
9.	Work Programme	175 - 176

Queries regarding this Agenda or notification of apologies:

Please contact Jenny Shade, Senior Democratic Services Officer by sending an email to Direct.Democracy@thurrock.gov.uk

Agenda published on: **28 November 2018**

Information for members of the public and councillors

Access to Information and Meetings

Members of the public can attend all meetings of the council and its committees and have the right to see the agenda, which will be published no later than 5 working days before the meeting, and minutes once they are published.

Recording of meetings

This meeting may be recorded for transmission and publication on the Council's website. At the start of the meeting the Chair will confirm if all or part of the meeting is to be recorded.

Members of the public not wishing any speech or address to be recorded for publication to the Internet should contact Democratic Services to discuss any concerns.

If you have any queries regarding this, please contact Democratic Services at Direct.Democracy@thurrock.gov.uk

Guidelines on filming, photography, recording and use of social media at council and committee meetings

The council welcomes the filming, photography, recording and use of social media at council and committee meetings as a means of reporting on its proceedings because it helps to make the council more transparent and accountable to its local communities.

If you wish to film or photograph the proceedings of a meeting and have any special requirements or are intending to bring in large equipment please contact the Communications Team at CommunicationsTeam@thurrock.gov.uk before the meeting. The Chair of the meeting will then be consulted and their agreement sought to any specific request made.

Where members of the public use a laptop, tablet device, smart phone or similar devices to use social media, make recordings or take photographs these devices must be set to 'silent' mode to avoid interrupting proceedings of the council or committee.

The use of flash photography or additional lighting may be allowed provided it has been discussed prior to the meeting and agreement reached to ensure that it will not disrupt proceedings.

The Chair of the meeting may terminate or suspend filming, photography, recording and use of social media if any of these activities, in their opinion, are disrupting proceedings at the meeting.

Thurrock Council Wi-Fi

Wi-Fi is available throughout the Civic Offices. You can access Wi-Fi on your device by simply turning on the Wi-Fi on your laptop, Smartphone or tablet.

- You should connect to TBC-CIVIC
- Enter the password **Thurrock** to connect to/join the Wi-Fi network.
- A Terms & Conditions page should appear and you have to accept these before you can begin using Wi-Fi. Some devices require you to access your browser to bring up the Terms & Conditions page, which you must accept.

The ICT department can offer support for council owned devices only.

Evacuation Procedures

In the case of an emergency, you should evacuate the building using the nearest available exit and congregate at the assembly point at Kings Walk.

How to view this agenda on a tablet device



You can view the agenda on your [iPad](#), [Android Device](#) or [Blackberry Playbook](#) with the free modern.gov app.

Members of the Council should ensure that their device is sufficiently charged, although a limited number of charging points will be available in Members Services.

To view any “exempt” information that may be included on the agenda for this meeting, Councillors should:

- Access the modern.gov app
- Enter your username and password

DECLARING INTERESTS FLOWCHART – QUESTIONS TO ASK YOURSELF

Breaching those parts identified as a pecuniary interest is potentially a criminal offence

Helpful Reminders for Members

- *Is your register of interests up to date?*
- *In particular have you declared to the Monitoring Officer all disclosable pecuniary interests?*
- *Have you checked the register to ensure that they have been recorded correctly?*

When should you declare an interest *at a meeting*?

- **What matters are being discussed at the meeting?** (including Council, Cabinet, Committees, Subs, Joint Committees and Joint Subs); or
- If you are a Cabinet Member making decisions other than in Cabinet **what matter is before you for single member decision?**



Does the business to be transacted at the meeting

- relate to; or
- likely to affect

any of your registered interests and in particular any of your Disclosable Pecuniary Interests?

Disclosable Pecuniary Interests shall include your interests or those of:

- your spouse or civil partner's
- a person you are living with as husband/ wife
- a person you are living with as if you were civil partners

where you are aware that this other person has the interest.

A detailed description of a disclosable pecuniary interest is included in the Members Code of Conduct at Chapter 7 of the Constitution. **Please seek advice from the Monitoring Officer about disclosable pecuniary interests.**

What is a Non-Pecuniary interest? – this is an interest which is not pecuniary (as defined) but is nonetheless so significant that a member of the public with knowledge of the relevant facts, would reasonably regard to be so significant that it would materially impact upon your judgement of the public interest.

Pecuniary

If the interest is not already in the register you must (unless the interest has been agreed by the Monitoring Officer to be sensitive) disclose the existence and nature of the interest to the meeting

If the Interest is not entered in the register and is not the subject of a pending notification you must within 28 days notify the Monitoring Officer of the interest for inclusion in the register

Unless you have received dispensation upon previous application from the Monitoring Officer, you must:

- **Not participate or participate further in any discussion of the matter at a meeting;**
- **Not participate in any vote or further vote taken at the meeting; and**
- **leave the room while the item is being considered/voted upon**

If you are a Cabinet Member you may make arrangements for the matter to be dealt with by a third person but take no further steps

Non- pecuniary

Declare the nature and extent of your interest including enough detail to allow a member of the public to understand its nature



You may participate and vote in the usual way but you should seek advice on Predetermination and Bias from the Monitoring Officer.

Our Vision and Priorities for Thurrock

An ambitious and collaborative community which is proud of its heritage and excited by its diverse opportunities and future.

1. **People** – a borough where people of all ages are proud to work and play, live and stay
 - High quality, consistent and accessible public services which are right first time
 - Build on our partnerships with statutory, community, voluntary and faith groups to work together to improve health and wellbeing
 - Communities are empowered to make choices and be safer and stronger together

2. **Place** – a heritage-rich borough which is ambitious for its future
 - Roads, houses and public spaces that connect people and places
 - Clean environments that everyone has reason to take pride in
 - Fewer public buildings with better services

3. **Prosperity** – a borough which enables everyone to achieve their aspirations
 - Attractive opportunities for businesses and investors to enhance the local economy
 - Vocational and academic education, skills and job opportunities for all
 - Commercial, entrepreneurial and connected public services

Minutes of the Meeting of the Cleaner, Greener and Safer Overview and Scrutiny Committee held on 4 October 2018 at 7.00 pm

Present: Councillors Lynn Worrall (Chair), Angela Lawrence (Vice-Chair), Qaisar Abbas, Mike Fletcher and Elizabeth Rigby

Apologies: Councillor Ben Maney

In attendance: Julie Rogers, Director of Environment and Highways
Phil Carver, Strategic Lead Enforcement and Community Protection
Michelle Cunningham, Thurrock Community Safety Partnership Manager
Daren Spring, Assistant Director – Street Scene & Leisure
Jenny Shade, Senior Democratic Services Officer

Before the start of the Meeting, all present were advised that the meeting may be filmed and was being recorded, with the audio recording to be made available on the Council's website.

7. Minutes

The minutes of the Cleaner Greener and Safer Overview and Scrutiny Committee held on the 5 July 2018 were approved as a correct record.

The Chair referred Members to the 10 October 2018 Cabinet Agenda, Quarter 1 Corporate Performance Report 2018/19, Page 86, Paragraph 3.4, Off Target Indicators section and stated that the Cleaner, Greener Safer Overview and Scrutiny Committee had considered a paper and proposals to address reducing recycling but had not agreed as part of the recommendation that this was a national trend. The Chair stated this paragraph as worded could be misleading. Julie Rogers, Director of Environment and Highways, apologised for any misunderstanding that the wording was not meant to be misleading and had raised the Chair's concern with the Portfolio Holder.

8. Items of Urgent Business

No matters of urgent business were received.

9. Declaration of Interests

No interests were declared.

10. Environmental Enforcement Update

Phil Carver, Strategic Lead Enforcement and Community Protection, presented the report which provided Members with the opportunity to review

the performance, service achievements and future priorities for the Environmental Enforcement Team. Members were referred to the increase in maximum fines for Fixed Penalty Notices made by Government, with effect from 1 April 2018.

Councillor Fletcher thanked the Officer for the report and questioned the 36% non-payment figure of the fixed penalty notices. Phil Carver stated that being half way through the year payments could still be made and the figure would go down. Thurrock Council had also now agreed to extension times on how fines were being paid. Julie Rogers, Director of Environment and Highways, stated Thurrock did not take early payment discount and charged the maximum amount available. That the Council had a good success rate on prosecution for non-payment and this was followed up with press statements raising awareness that successful prosecution took place for non-payment.

Councillor Fletcher questioned whether early payment discounts may bring in more payments. Julie Rogers stated that the situation was continually being monitored.

Councillor Abbas asked how effective the Public Space Protection Order was in Grays Town Centre. Phil Carver stated that perception of activity in the Town Centre was different to that being reported. He advised that Officer Patrols took place on a regular basis to try to combat any fear residents may have and to remove street drinking. Michelle Cunningham, Thurrock Community Safety Partnership Manager, stated the Thurrock Community Safety Partnership had taken different approaches to combat street drinking with the public space protection order and patrols by Officers were being effective.

Councillor Abbas questioned the damage being done by HGV drivers parking on footpath and grass verges and how fines were not being issued. Phil Carver stated that where damage had been identified the Environment Enforcement Officers would deal with the situation and issue the appropriate fine. This would be the same situation for any damage caused by any other vehicle.

Councillor Lawrence questioned how long it should take to remove abandoned cars. Phil Carver stated that following the notice period being issued, 7 days for public land and 15 days for private land, abandoned cars should be removed within 48 hours by private contractors employed by Thurrock Council.

Councillor Lawrence asked what action would be taken of encampments parking on and ruining grass verges. Phil Carver stated that there was legislation in place with Thurrock Council having to go through the court process. Once an encampment had been reported a Section 77 notice would be issued with an Environment Enforcement Officer accessing that site every day to monitor any criminal damage. Any such criminal damage would then be reported to the Police.

Councillor Lawrence stated that residents need to report more incidents.

Councillor Lawrence stated how dangerous it had become down Broxbourne Parade with learner HGV's using this road as part of their route and asked whether the Council could help to solve this issue as no response had been provided when Councillor Lawrence had reported it. Councillor Fletcher agreed that a letter from Thurrock Council may have more of an impact compared to just one Councillor's letter of complaint. Julie Rogers stated that the Council had no powers in this regard but asked for details to be passed to her and she would write to request route changes or variations. Councillor Lawrence requested that she be kept in the loop of all correspondence.

Councillor Rigby questioned whether the low prosecution rate had improved. Phil Carver stated that the Council had seen improvements following the recruitment of a further two Officers but stated this was a difficult area which relied on evidence and witnesses reporting incidents. Julie Rogers stated that fly-tipping was difficult to address and that residents should continue to report incidents as seen and to ensure that anyone removing rubbish from their homes they asked to see a Waste Carriers Licence. A poster campaign will be undertaken in this respect and guidance was available on the website regarding how to dispose of rubbish legally. The Council's street cleansing team were now trained to search and safeguard fly-tipping evidence until the Enforcement Team can attend and take over. The evidence is then held for prosecution purposes.

Councillor Rigby asked what kind of evidence could be used to prosecute someone. Phil Carver stated a letter with someone's address on or a witness evidence statement.

Councillor Rigby stated would flood lighting help in known fly-tipping common areas. Phil Carver stated that where there are hot spots and poor lighting, this was being considered for preventative measures.

Julie Rogers stated that fly-tipping was happening in broad day light with residents not realising they are witnessing a criminal offence.

Councillor Lawrence questioned whether the proposed injunction would reduce the time taken to remove future illegal encampments. Phil Carver stated should an illegal encampment come into the borough following an injunction sufficient notice would need to be provided, if they did not leave they would be breaking the high court order and the Courts would be involved, which would make the timescales to remove quicker.

Councillor Lawrence questioned whether the borough injunction would be for public and private land. Phil Carver stated predominately for public land and vulnerable areas which were being mapped.

Councillor Fletcher questioned the timescales for the proposed target hardening for sites in Ockendon. Julie Rogers stated that following the removal of illegal incursions, work had to be undertaken to identify what target

hardening should take place. This work was previously carried out by internal resources, but due to other pressures, this was now being contracted out which had caused a slight delay. Daren Spring apologised for the slight delay as the Council had been reliant on timescales from private contractors, but he committed to respond to Councillor Fletcher as soon as dates were confirmed.

The Chair questioned the low number of non-compliant businesses being issued with fixed penalty notices compared to the stats provided. Phil Carver stated that compliance and education had taken place with some of those businesses for them to sign up to agreements and comply with their duty of care of disposing of their commercial waste. Prosecutions took place for those who chose not to comply.

The Chair stated that fly-posting and graffiti needed to be addressed in the borough and asked if permission was given for putting up posters. Phil Carver stated that the Thurrock web site detailed those that could apply to put up posters. Environment Enforcement Officers had already stopped events being advertised over the last week with 7 fixed penalty notices being issued for such events. Phil Carver stated that significant improvement had been made and that this issue continued to be addressed as it arose. Julie Rogers stated that Keep Britain Tidy assessed the borough on graffiti and fly-posting and the last scores were within target.

The Chair stated that those residents being targeted and issued with a fixed penalty notice under the public space protection order would likely be those that would not pay them. Phil Carver stated that fixed penalty notices should not be issued to anyone with no fixed abode and that the Police undertake the name and address checks when required, that said fines were being paid in this regard.

RESOLVED

That the Cleaner Greener and Safer Overview and Scrutiny Committee noted the performance and service achievements and supported the future priorities for Environmental Enforcement which were linked to the Council's Priorities.

11. Thurrock Community Safety Partnership Update Report

Michelle Cunningham, Thurrock Community Safety Partnership Manager, presented the report which provided Members with an update on the performance of the Thurrock Community Safety Partnership in 2017/18. The report also outlined the key focuses and continued priorities for the partnership for 2018/19.

The Chair stated her concerns with the Victim Based Crime figures and asked what the detection rate figure would be. Michelle Cunningham stated she would check this figure with Essex Police and if public the information would be forwarded to all Members.

In Michelle Cunningham's opening comments she advised Members that she would be keen to see the Prevent member group re-established. The Chair was keen to see the Prevent member group re-established and that the Cleaner Greener and Safer Overview and Scrutiny Committee took the lead on it and asked whether Thurrock should be worried about high referral numbers. Michelle Cunningham confirmed that there had been no referrals to Channel this year.

The Chair questioned whether victim based crime figures could be broken down into wards and be publically available. Michelle Cunningham stated a link with this information could be circulated to all Members.

The Chair questioned whether the secured doors in the communal blocks were necessary as they looked unsightly. Michelle Cunningham stated the Housing Team would be best to respond, but understood residents preferred the secured doors instead of the damaged doors of previous.

Councillor Abbas questioned the decrease in number of anti-social behaviour incidents in the report. Julie Rogers, Director of Environment and Highways, stated that the figures provided were those reported to Essex Police.

Councillor Abbas questioned was the increases in recorded crime due to local Police not being seen around the borough. Michelle Cunningham stated that the Police were making themselves more visible with additional patrols and engagement including use of a mobile unit.

Councillor Rigby referred to the victim based crime figures and questioned whether any allowance had been given due to the increase in the population in Thurrock. Michelle Cunningham stated this information was available by 1000 population from the Home Office and the data covered all crime types however this report was not public a copy could be sent to Members.

Councillor Fletcher stated that a change in perception was vital in the borough. Julie Rogers stated that Thurrock continued to work in partnership with Essex Police, at the recent Police Fire and Crime Commissioner meeting with residents the Police Fire and Crime Commissioner had discussed the increase in the number of Police in the borough, which would assist in addressing this.

Councillor Fletcher suggested that the Council approached schools in the borough about how the message could be spread about domestic abuse. Michelle Cunningham confirmed she had spoken to Changing Pathways regarding this.

The Chair questioned whether the decrease in the number of racial offences was down as incidents were not being reported and asked whether Thurrock had a Hate Crime Officer. Michelle Cunningham stated that this was an under reported crime with work being undertaken on promoting how incidents could be reported and how incidents could be reported anonymously. Michelle Cunningham stated that the Hate Crime Officer for Thurrock was Suzanne

Parson who was well supported with working with the community and advisory groups and had 150 Hate Crime Ambassadors who had undertaken the hate crime awareness training. Michelle Cunningham also added that the Prevent training for Council Officers now included hate crime.

RESOLVED

- 1. That the Cleaner Greener and Safer Overview and Scrutiny Committee noted the performance of the Thurrock Community safety partnership for 2017/18 and supported the three priorities for 2018/19 that were linked to supporting the delivery of the Police Fire and Crime Commissioner's priorities.**
- 2. That the Cleaner Greener and Safer overview and Scrutiny Committee noted the continually changing landscape and challenges that were faced by Thurrock Council and its partners to combat an increase in violent crime.**

12. Linford Household Waste & Recycling Centre - Site Redevelopment Update

Daren Spring, Assistant Director of Street Scene and Leisure, presented the report which provided Members with an update on the progress of the redevelopment of the Household Waste and Recycling Centre at Linford. Daren Spring stated it was intended for the planning application to be heard at the January 2019 Planning Committee following the planning application being submitted on the 5 October 2018.

The Chair stated that Members had attended a site visit and how impressed they had been with the changes made since the site had been brought back in house in June 2017. Members had the opportunity to talk to staff who stated they were happy to be now working for Thurrock Council. The Chair thanked all the staff for their involvement and enthusiasm. The Chair suggested a road sweeper be used on the site.

The Chair questioned whether the new redevelopment site would be big enough based on the proposed Local Plan and the forecasted population increase into the borough. The Chair questioned whether in the future a further site may be required.

Julie Rogers, Director of Environment and Highways, stated that based on the contractors forecasted figures, the design, the feasibility studies and the use of the currently unlicensed area of land to the side of the current site the proposed scheme would address the needs of the borough. Julie Rogers stated that the needs would be continually monitored and progress reports would be brought back to the Committee.

The Chair questioned how fly-tipping would be monitored when the redevelopment work was being undertaken. Julie Rogers advised fly tips are already monitored on a regular basis. Previous work had illustrated the

majority of commercial waste being presented at the site was coming from out of borough, since the permitting scheme was introduced the monitoring had not shown increase, as was presented to a previous Cleaner Greener and Safer Committee. The Chair also questioned the need for a temporary site while redevelopment work took place. Julie Rogers stated that the safety of staff and residents was paramount whilst the redevelopment work was being undertaken. As plans progressed and development schedules were better understood the Director of Environment and Highways would be clearer about the position and would report back to the Committee in this regard.

Councillor Fletcher agreed that monitoring of fly-tipping was crucial whilst the re-development work was being undertaken. Julie Rogers stated that fly-tipping was monitored on a regular basis based on the criteria set by DEFRA. Julie Rogers stated that a consideration going forward and subject to planning application would be a small trade element being introduced onto the site.

Councillor Lawrence stated how impressed she had been when visiting the Linford site and how friendly the staff had been.

Julie Rogers thanked Councillor Lawrence for the feedback and would pass back to the teams.

Councillor Abbas questioned how the facilities would cope with the proposed increase to houses in the borough. Julie Rogers stated that the feasibility study undertaken would accommodate the borough's needs and that monitoring would continue and if concerns arose an alternative site could be considered at that time.

Julie Rogers thanked her Officers for the good reports that had been presented tonight. The Chair seconded that.

RESOLVED

That the Cleaner Greener and Safer Overview and Scrutiny Committee noted the report.

13. Work Programme

Members agreed to the work programme published in the Agenda.

The meeting finished at 8.20 pm

Approved as a true and correct record

CHAIR

DATE

**Any queries regarding these Minutes, please contact
Democratic Services at Direct.Democracy@thurrock.gov.uk**

6 December 2018	ITEM: 5
Cleaner, Greener and Safer Overview & Scrutiny Committee	
Gang Related Violence Update Report	
Wards and communities affected: All	Key Decision: N/A
Report of: Julie Rogers, Chair of Thurrock Community Safety Partnership Rory Patterson, Corporate Director of Children’s Services	
Accountable Assistant Director: Daren Spring, Assistant Director – Street Scene and Leisure	
Accountable Director: Julie Rogers, Director of Environment and Highways	
This report is Public	

Executive Summary

This report outlines how Thurrock’s Community Safety Partnership (TCSP) through its partners, in particular, Thurrock Council, Essex Police and Youth Offending Service, are addressing the issues of gang related violence in Thurrock. Gang violence has a significant impact on communities as well as the lives of the young people who become involved. Solving gangs and serious youth violence and exploitation is not a short term issue; the strategy in place is aimed at ensuring Thurrock is positioned well to respond to changing local challenges with a clear focus on early intervention and prevention, disruption and enforcement.

The TCSP remains committed to working in strong partnership through Essex Police, Youth Offending Service, Probation Services, Education, Housing and Children’s Social Care to work together to prevent and disrupt gang activity. Operation Raptor is the Essex Police response to tackling gang related violence through an approach to disrupt and prevent organised drug distribution and this report highlights some of its successes.

We would like to take the opportunity to thank Cleaner, Greener and Safer Overview Scrutiny Committee members for agreeing to defer this report, which was due to activity in relation to obtaining gang injunctions. This is a dynamic and ongoing piece of work and a full update will be provided by the Essex Police representative at the meeting.

Whilst the Police are accountable for addressing the criminal element associated with gangs through effective law enforcement other agencies, the Council in

particular, have a contribution to make in providing early intervention and prevention. Communities also have a responsibility to report in order to facilitate robust enforcement action being taken by Police and Council. The changing drugs market is a key driver in an increase in violent crime and therefore all agencies also have a responsibility to tackle the misuse of drugs. The strong association between gang activity and links to the emerging drugs market and the risk of exploitation and vulnerability and partnership response is recommended within the Thurrock Young Persons Substance Misuse Needs Assessment 2018 (appendix 1).

Ongoing monitoring continues to take place, more recently it has shown an increase in those people identified as having an affiliation to gangs and the number of statutory agencies managing them. The dynamics of gang affiliation in Thurrock has significantly changed and is anticipated to continue to do so. Convictions in relation to the possession of knives has increased by 100% amongst young people, therefore activity needs to focus on advising young people of the risks associated with carrying a weapon.

Members and the community have a significant role to play in reducing gang related violence through ongoing reporting, in particular in relation to drug dealing and the possession of weapons and risk to vulnerable adults of exploitation, even if anonymously via Crimestoppers. This report provides an update on proactive activity as well as setting out the overall approach to implement the action plan.

1. Recommendation(s)

1.1 Cleaner Greener and Safer Overview and Scrutiny Committee are requested to:

- a) Note the continually changing landscape and challenge in Thurrock and partnership working to combat an increase in violent crime.**
- b) Note the approach and resources identified to implement the action plan.**
- c) Encourage reporting by communities through the “Report It” campaign.**

2. Introduction and Background

2.1 The purpose of this report is to provide an oversight of gang activity in Thurrock and the work undertaken and planned by the Thurrock Community Safety Partnership to address gang related violence.

2.2 Definition:

The Home Office define a gang as being:

- A relatively durable, predominantly street-based group of young people who
- See themselves (and are seen by others) as a discernible group;
 - Engage in criminal activity and violence; *And may also:*
 - Lay claim over territory (not necessarily geographical, but can include an illegal economy territory);

- Have some form of identifying structural feature; and/or
- Be in conflict with other, similar groups

2.3 Changing dynamics:

In the past year there has been a significant change in the dynamics of gang affiliation in Thurrock. The majority of those identified in Thurrock are now affiliated to a Thurrock based gang as opposed to a London gang. Direct links are now been seen between Thurrock based gangs and individuals moving into Thurrock, or those that have been relocated by London authorities.

2.4 Oversight of gang nominals:

Operational multi agency meetings take place monthly to review gang nominals (those individuals identified as having or being at risk of affiliation with gangs) in Thurrock and to agree actions to prevent and disrupt activity. In the year 2017/18, 60 individuals were reviewed, predominantly aged 17–18. The youngest being 13 and the oldest 37. Geographically they reside predominantly in the south of the borough. Of those identified there are affiliations to 15 different gangs, of which 3 are local to Thurrock.

2.5 National Picture:

Following recent increases seen nationally in homicides, gun crime and knife crime the Government has published the National Strategy on Serious Violence 2018 (see Appendix 2). The strategy stresses the importance of early intervention and the need for a multi-agency approach involving a range of partners, including Police, Local Authorities, Social Services, Youth Services, Health and Education and highlights the key roles that the Police, Fire and Crime Commissioner (PFCC) and Community Safety Partnerships have to play. They have identified 4 key themes:

- Tackling County Lines and Misuse of Drugs (County lines as described by the Home Office is the term used to describe gang and organised crime networks involved in exporting illegal drugs into 1 or more areas within the Country through a dedicated mobile phone line).
- Early Intervention and Prevention.
- Supporting Communities and Local partnerships.
- Effective Law Enforcement and Criminal Justice Response.

2.6 Essex Response:

Safer Essex, of which Thurrock is a partner, have published the Violence and Vulnerability Framework (Appendix 3) designed to create a set of principles to which all partners can work, assisting in aligning and streamlining activities to raise awareness, act as interventions and support the vulnerable. It is aimed at creating an environment which will facilitate a coordinated approach and recognise opportunities for joint commissioning. Safer Essex are now in the process of developing an action plan to address the issues identified within the framework and will widen the scope to address Serious Violence, Child Sexual Exploitation (CSE), Missing Persons, Modern Slavery, Human Trafficking and Drugs.

Operation Raptor is the Essex Police response to tackling gang related violence through an approach to disrupt and prevent organised drug distribution.

2.7 Situation in Thurrock:

Historically, Thurrock had a number of young people living in the borough who had affiliations with London gangs; recent intelligence is showing an increase in young people from Thurrock offending countrywide, not just in London. This has increased the risk of trafficking of young and vulnerable people. 8 young people were referred to the National Referral Mechanism in 2017.

Significant change in the dynamics of gang culture in Thurrock is now being observed, three identified core groups meet part of the definition of a gang and are currently being monitored by agencies.

In response to this the CSP Delivery Plan 2018/19, Priority 2 identifies safeguarding vulnerable victims from hidden crimes including Gang Related Violence.

In Thurrock the team consists of 1 Sergeant and 4 officers.

In 2017 in Thurrock this led to the following outcomes:

- £205,884 of drugs being seized
- £34,640 of cash being seized
- Prison sentences of 18 years were obtained for dealers
- 44 weapons seized (plus 100 tear gas lighters)
- 33 vehicles were seized
- And 40 premises were searched

In 2018 to end of June this has led to the following outcomes:

- Seizure of drugs: 17.23g cannabis, 185.25g cocaine/crack, 27.45g heroin, 4g ketamine
- £44,439 of cash being seized
- 41 arrests made
- 6 weapons seized
- 11 vehicles seized
- 18 warrants executed
- And 24 premises searched

Despite there being a number of identified nominals and intelligence linking young people resident in Thurrock to numerous London gangs, their offending is primarily outside the borough. The Council, through Children's Social Care, Youth Offending and education has a responsibility to deliver services and risk management in relation to our young people. Management of risk in relation to adults is through the Community Rehabilitation Company and National Probation Services.

Although youth crime in Thurrock has reduced there has been an increase in serious crime committed by young people residing in Thurrock. Evidence has shown gangs moving into Thurrock and “cuckooing” vulnerable residents (i.e. taking over their property to deal/store drugs from).

Alongside gangs comes a particular risk for girls and young women to be exposed to the risk of sexual abuse and exploitation, as well as potential for involvement in serious organised crime groups. Any focus on youth violence must therefore include a commitment to educate and reduce the risk to young women.

2.8 Aims and Objectives:

The refreshed action plan for 2018, in line with the Essex framework has 5 strategic objectives

- I. Structure and Approach
- II. Data Sharing
- III. Training
- IV. Early Intervention and Prevention
- V. Enforcement

3. **Issues, Options and Analysis of Options**

3.1 Issues and Threats:

- Whilst there is an excellent data flow in place between council teams and the Police, this is a recurring issue that could always be improved including links with the Metropolitan Police.
- Whilst communities regularly express concern over drug dealing in their area, there is a lack of reporting through official channels, for a variety of reasons, in particular difficulty in reporting, perceived lack of action taken and fear of repercussions. The CSP are working with CVS to promote Crimestoppers as a confidential way of reporting.
- In respect of resources Children’s Services are currently considering further funding to implement specific prevention services for those at risk of child criminal exploitation. In addition to working with the Essex Police, Fire & Crime Commissioner on a pan Essex bid for funding from the Early Intervention Youth Fund. This will support local initiatives.
- There is a changing drugs market in Thurrock with early signs of an increase in Class A usage. The illegal drug market is a clear driver of violence and Home Office figures indicate that in 2016/17 57% of homicides were linked to either the victim and/or suspect being a drug user or dealer.¹
- Increased levels of severity and complexity of violence; in particular sexual violence and abuse are being recorded and managed by YOS and social care.

¹ Source: Home Office Serious Violence Strategy 2018

- Concerns of exploitation and increased reports of child sexual and criminal exploitation.
- Displacement and migration from London bring a change in local demographics; this is an Essex wide issue and requires a collaborative approach with London Boroughs to improve the management of risk this poses.
- There have been low levels of engagement with the mentoring programme funded by the PFCC and delivered by Gangsline.
- Looked after children are more vulnerable to becoming victims and there are links with missing children and gangs.
- Nationally there has been an increase in the use of fluids as a weapon.

3.2 Actions in place to address

3.2.1 Structure and Approach

Strong leadership is key to ensuring that there is clear accountability and work is collaborative. Strong links are required to Children's, Youth and Educational Services. The Corporate Director of Children's Services has taken on the role of chairing the Strategic Gang Related Violence Group in Thurrock. The Red Gang Related Violence Group meet monthly to review known gang nominals and agree actions across a range of agencies with close links to the Local Safeguarding Children's Board (LSCB) Risk Assessment Group (RAG) who look at child exploitation, missing young people and all risk factors in relation to young people.

Thurrock's Youth Justice Plan for 2018/21 has a priority in relation to gangs, knives and child criminal exploitation

3.2.2 Data Sharing

- Police analysts developing association charts in relation to known gangs.
- Increased submission of intel reports from Council teams.

3.2.3 Training

- Children's Social Care receiving training on gangs as mandatory which is being delivered by the YOS team.
- Gangsline, commissioned provider by the Police and Fire Crime Commissioner, by the end of 2018 will have delivered training to over 200 professionals.
- Training programme on cuckooing rolled out to front line staff to safeguard vulnerable adults from mate crime.

3.2.4 Early Intervention and Prevention

- Crimestopper awareness campaigns in place to improve reporting on gangs, drug dealing and cuckooing as well as the Report It campaign being rolled out through CVS and community forums.
- Gangsline have delivered awareness to 3 schools to date with 3 more planned for Autumn term.
- Youth Offending Services delivered 2 intervention lessons to year 10 pupils in Harris Academy, trained up all staff at Palmers College and SEEVIC, as well as Magistrates and Court staff.
- Thurrock Council's Prevention and Support Services delivering Youth at Risk programme with a session on knife crime, gangs and consequences.
- Crucial crew, organised by Thurrock Council, included knife crime awareness session to 1100 year 6 pupils.
- Resources have been provided to schools in relation to County lines and parental handbook. A manual has been produced for professionals and parents (appendix 4).
- Awareness of mate crime raised through a play on cuckooing to residents with a learning disability as part of a Stay Safe day.

3.2.5 Enforcement

- Op Raptor (Essex Police) received £35,660 funding from the Council this year to deliver covert and overt operations to address gangs in Thurrock and in August these additional proactive operations led to the arrest of 12 people in relation to a number of offences, including for possession of weapons and drugs, in relation to drug dealing and under the Mis-use of Drugs Act.
- Following these funded operations Op Raptor have been able to gather sufficient intelligence to enable them to obtain successful gang injunctions against 10 nominals to date. Please see full details of the injunction at Appendix 5.

Gang injunctions allow courts to place a range of prohibitions and requirements on the behaviour and activities of a person involved in gang-related violence. These conditions could include prohibiting someone from being in a particular place or requiring them to participate in rehabilitative activities.

The aim of a gang injunction is to prevent a person from engaging in, encouraging or assisting gang-related violence and may also serve to protect them from gang-related violence. Gang injunctions aim to prevent serious violence from occurring, break down violent gang culture and engage gang members in positive activities to help them leave the gang.

The injunctions are individual and have some stringent conditions, in particularly with regards to restricting movement within Grays but also wider restrictions within the injunction which include:

- Non-association with other members of the C17 gang, this means they cannot be anywhere as a collective group.
- The banning of making drill music which is then publically available to all through YouTube.
- Wearing hoodies or face coverings. and
- Being in the company of girls aged under 16.

If they are found in breach of any of these conditions, wherever they are in the borough they will be subject to arrest. This order is being robustly enforced and arrests for breach have already been made and taken before the courts. The injunction is already having a positive impact with comments from local business managers in Grays Town Centre including:

- Since the injunction the drug dealers have all disappeared and staff are no longer afraid to leave work at night.” Essex Police Op Raptor team will continue to enforce these injunctions through high visibility patrols and are responding to an increase in intelligence being provided by the public. All those involved have also been given an opportunity to engage with support to move on from gang life.
- The Youth Offending Service are working with the Courts, Young Offenders Institutes and other criminal justice services to ensure that the relevant restrictions are placed on identified nominals or those at risk of exploitation. These include electronically monitored curfews, non-contact requirements, exclusions and restrictions regarding mobile phones and social media. These are attached to community and custodial sentences as well as bail conditions and out of court disposals.
- Youth Offending Services offer programmes to youths within the Criminal Justice System on knife crime, peer pressure, drill music and streetwise.
- Activity in Grays High Street has been disrupted through utilisation of Thurrock Council’s CCTV to identify perpetrators and there is improved CCTV on the Garrison Estate, Purfleet, and Seabrooke Rise, Grays.
- Trading Standards have engaged with a number of retailers stocking knives in relation to under age sales.

There is currently no reported impact on the broader community, however the Police will be continuously monitoring and referring to the Community Safety Partnership any future concerns.

3.3 Next Steps

3.3.1 Structure and Approach

- Resource an Intervention and Prevention role within children’s services to deliver training and interventions within schools.
- Review of action plan and strategy to incorporate risks of criminal exploitation.

- Continue to work proactively with Essex Police to support and implement their recently launched Crime Prevention Policy, in relation to Gang Criminality and knife crime page 8 of the Policy, attached as Appendix 6.

3.3.2 Data Sharing

- Utilisation of Xantura data to provide predictive intelligence and drive prevention activity.
- Housing are trialling new technology to allow residents to record incidents anonymously and improve reporting.

3.3.3 Training

- Work with Office of PFCC to identify training provider from 2019.
- Increase awareness of indicators of CSE through utilisation of LSCB online training kit.
- Host conference to raise awareness of current situation in Thurrock and actions to prevent it.

3.3.4 Early Intervention and Prevention

- Launch a directory of resources for schools including:
 - CSE/gang lesson plan that has been developed for us by South Essex College;
 - Promotion of the Essex County Fire Service knife programme for year 9 pupils
- Look at utilising active citizens to deliver programmes in primary schools.
- Review offer in relation to mentoring programmes for those at risk of exploitation.

3.3.5 Enforcement

- Essex Police continue to obtain intelligence for further injunctions with robust sanctions on those involved in gang related violence and enforcement by the Op Raptor team supported by Council funding.
- On the back of the Police injunctions Housing, where appropriate will pursue tenancy enforcement action.
- Increased usage of Community Protection Notices.
- Trading Standards to launch Challenge 25 to retailers selling knives.
- Housing Services to ensure relevant safeguards and intelligence sharing in place with regards to houses of multiple occupancy. Ongoing review of CCTV to disrupt activity in hot spot areas.

3.4 The Equality Impact Assessment has highlighted:

- Young people are at greater risk of sexual and criminal exploitation, cyber bullying and gang related violence.
- Learning disabled are at risk of being “cuckooed” (i.e. taking over their property to deal/store drugs from) in relation to gang violence.
- Females are more likely to be a victim of sexual exploitation in relation to gangs.
- Wards most impacted by gang related violence are in the south of the borough.

4. Reasons for Recommendation

4.1 This report provides Overview and Scrutiny Committee the opportunity to be assured that whilst we are facing a constantly evolving challenge we are taking a robust approach to address gang related activity in Thurrock and to improve confidence that:

- I. There is an understanding of residents’ concerns in relation to this issue
- II. That there is strong partnership approach and leadership in place to ensure a cohesive coordinated response across all areas of the council, specifically Children and Adult Services, Housing, Environment and the TCSP.

4.2 This issue cannot be tackled by agencies acting alone and requires the support of community leaders to engage with residents and encourage reporting.

5. Consultation (including Overview and Scrutiny, if applicable)

5.1 N/A

6. Impact on corporate policies, priorities, performance and community impact

6.1 The Thurrock Community Safety Partnership is central to delivering Thurrock Council's priority of:

People – a borough where people of all ages are proud to work and play, live and stay.

This means:

- High quality, consistent and accessible public services which are right first time.
- Build on our partnerships with statutory, community, voluntary and faith groups to work together to improve health and wellbeing.
- Communities are empowered to make choices and be safer and stronger together.

6.2 The CSP action plan links closely to and supports delivery of Essex's violence and vulnerability framework – Appendix 1.

6.3 Addressing the issue of drug related violence is of high importance to our communities and the need to reassure them that positive action is being taken to reverse the current trend in relation to violent crime.

7. Implications

7.1 Financial

Implications verified by: **Laura Last**
Management Accountant

The Home Office have currently made available a sum of money through the Tackling Serious Violence and Knife Crime Fund, the TCSP will support the PFCC bid.

7.2 Legal

Implications verified by: **David Lawson**
**Assistant Director of Law & Governance
& Monitoring Officer**

There are no legal implications arising from this report.

7.3 Diversity and Equality

Implications verified by: **Rebecca Price**
Community Development Manager

Implications as outlined in 3.4 which our action plan seeks to address.

7.4 Other implications (where significant) – i.e. Staff, Health, Sustainability, Crime and Disorder)

This report will help the Council and its Partners ensure that they are delivering on its commitments to Section 17.

8. Background papers used in preparing the report (including their location on the Council's website or identification whether any are exempt or protected by copyright):

- Thurrock Gang Related Violence strategy 2017/20
- Thurrock Gang Related Violence action Plan revised 2018
- Gang related violence throughput data 2017/18 (Restricted report)
- Performance indicators for the Gang related Violence Group 2017/18 (Restricted report)
- Thurrock Draft Youth Crime Justice Plan

9. Appendices to the report

1. Thurrock's Young Persons Substance Misuse Needs Analysis 2018
2. Home Office Serious Violence Strategy:
<https://www.gov.uk/government/publications/serious-violence-strategy>
3. Safer Essex Violence and Vulnerability Framework June 2018
4. Gang related violence booklet
5. Gang injunction
6. Essex Police Crime Prevention Strategy:
<https://www.essex.police.uk/getmedia/ba9adca8-0cd2-4992-aa2a-5f111f8cfc0a/Essex-Police-Crime-Prevention-Strategy-2018-2021.pdf>

Report Authors:

Michelle Cunningham
Thurrock Community Safety Partnership Manager
Environment and Highways

Jason Read
Youth Offending Operations Manager
Children's Services



Thurrock Young Person's Substance Misuse Needs Assessment 2018

1. Executive Summary

This assessment examines the needs of young people aged less than 18 years residing in Thurrock and who access or may need to access the specialist substance misuse service. This report incorporates a literature review, an analysis of the local epidemiology and the National Drug Treatment Monitoring System (NDTMS) data, service user engagement and a review of previous benchmarking to determine cost-effectiveness.

This work will help to inform a refresh of the service specification for the young person's substance misuse service which is being retendered in 2018/19 ready for a new contract to commence on 1st April 2019.

The literature review examines the current evidence base and new interventions including best practice. The service offer can be enhanced through the recommendations in this report, informing the new service specification. This report includes a brief evaluation of the current service with key areas highlighted for continuation in the new service specification.

Additionally, the views of service users and their families are incorporated into this document and will serve to co-produce the revised service specification. Other relevant stakeholders such as the current adult and young person's substance misuse treatment providers and the Children's Services team at Thurrock Council have been contacted as part of the service specification refresh and their views and advice will help in shaping the new specification as it undergoes redesign.

This document is also used to inform and make recommendations to commissioners of children's services and to update Brighter Futures partners as to the current evidence base and data explaining drug and alcohol use in children and young people with some guidance about approaches that can be employed to tackle this.

The epidemiology section in this document tells us that we can expect to see a significant increase in the young person's population in Thurrock over the next decade, and by 30% in those aged 10-17 years old. With young person's substance misuse prevalence estimates being unreliable, it is hard to determine what the demand might be on the treatment service from this population increase. Moreover, coordinated preventative interventions under the Brighter Futures umbrella of services should see many young people diverted from becoming problematic substance misusers. This will be an area of close monitoring over the coming years.

The evidence base tells us we should continue to offer coordinated packages of care that address the wider determinants of health, such as referrals to sexual health and stop smoking support services and partnership working with mental health and youth offending services (YOS) to safeguard our young people. We must remain vigilant of the local drugs market and associated gang activity.

The benefits of preventative and educational interventions outweigh the risks of increasing awareness leading to increased usage of substances and that such programmes should continue. Where practicable, peer mentors should support these initiatives since it has a greater impact on young people than when delivered by school staff alone.

Effective multi-agency working is a strong theme in the literature review and current practice of the existing service, resulting in a high performing, safe service. The new service should therefore continue to integrate as part of Brighter Futures to strengthen multi-agency working and further improve outcomes for children, young people and their families. The size and structure of the current service is meeting the current needs of the local treatment population. The ethnicity of those in treatment is reflective of the local population, whereas the gender split sees more girls aged under 13 accessing support for Hidden Harm (support where their parents have a substance misuse need) whereas boys dominate the 13-17 age categories where we find them in treatment for their own substance misuse needs, irrespective of whether their parents have a substance misuse need too.

Referrals to the service come from a wide variety of partner agencies, which demonstrates effective multi-agency working, although referrals from health and mental health services could be improved as the figure is 4% locally against 11% nationally and we will work to better understand the reason for this.

The vast majority of young people in treatment are in mainstream education, 73% against a national average of 57%. This demonstrates that the local service is better at engaging and accessing young people in our schools and colleges and preventing the escalation of risk that often leads to persistent absenteeism and exclusion. The service does still work with those pupils in alternative education provision such as the pupil referral unit (PRU).

Most young people in treatment, 88%, live at home with their parents or relatives and this figure is in line with the national average of 84%. The remainder are either in the care system or in supported or independent accommodation. With a third of young people in treatment having several wider vulnerabilities such as offending behaviour, Hidden Harm, safeguarding concerns or mental health problems this tells us that many young people in treatment have complex needs; these young people will generally spend longer in treatment and require more regular interventions.

Cannabis and alcohol remain by far the drugs of choice in Thurrock, at 86% and 57% respectively, with ecstasy and cocaine making up just 15% and 10% of cited substances respectively. Poly drug use is common across the treatment population; using more than one substance problematically. An anomaly in the Thurrock data is nicotine, which is actually the second most prevalent substance recorded at 67%; however, this is because the local service is adept at screening for tobacco use and referring to stop smoking services.

The waiting times are now generally good, with planned exit rates being higher than the national average and unplanned exit rates being lower than the national average. Last year the re-presentation rate was unblemished with nobody re-presenting for treatment within 6-months of treatment exit. This reflects the quality of interventions administered and/or the client's positive engagement in treatment. Furthermore, exit questionnaires have shown that clients are happy with the service, meaning they are more likely to re-present if they relapse. Young people tend to spend less time in treatment compared to the national average, meaning the service can identify and effectively treat its clients, then identify new clients, thus having a positive impact on the prevalence of substance misuse across our young person's population.

Psychosocial and motivational interventions are the most popular ones used in Thurrock, with much stronger multi-agency working compared to the national average. Interestingly, our use of harm reduction interventions is far lower than the national average and we need to understand why. We also need to increase the take-up of sexual health screening by those clients that are eligible. We work well with criminal justice clients from the Youth Offending Service (YOS) and we should continue to co-locate a member of staff there at least once a week. This will ensure that we continue to meet the needs of the one in five substance misuse clients that report offending behaviour as a wider vulnerability. According to the YOS, substance misuse was the 4th lowest risk factor out of 12, yet it should be noted that the YOS caseload is higher than the substance misuse service and many of these young people will be clients in both services.

With regards to clients that require a prescribed treatment modality such as opiate substitute therapy (OST), more commonly known as methadone, there is a contractual agreement in place between the adults and young person's service and this should continue in future. This exceptional clause has not been required for the duration of the expiring 5-year contract.

This document asks two key questions of commissioners, firstly whether the population in treatment demonstrate the expected characteristics based on the national literature review evidence and the data on high risk groups. We are confident that the answer is yes. Secondly, has the current provider targeted and 'found' the highest risk groups of children and young people? Based on the evidence of those children and young people in treatment with multiple specific and/or wider vulnerabilities the answer also has to be yes.

Key Lines of Enquiry

- Does the population in treatment demonstrate the expected characteristics based on the national literature review evidence and the data on high-risk groups?
- Has the current provider targeted and 'found' the highest risk groups of children and young people (CYP)?

2. Introduction

2.1 Background/Context

Substance misuse is often a symptom rather than a cause of vulnerability among young people. Many have broader difficulties in their lives that are compounded by drugs and alcohol and which need addressing at the same time. Viewing young people holistically as whole beings and tackling the root causes of substance misuse is more likely to reduce the number of young people who

experience long term negative impacts on their physical and mental health and go on to misuse substances into adulthood potentially as a form of ‘self-medication’¹.

Young person’s substance misuse treatment services engage vulnerable young people and intervene early to avoid or limit escalating risk and harm from substance misuse. The objective of such services is to support sustained recovery by supporting young people through the entire treatment process; from entrance into treatment to the point of re-integration back into the wider community².

Evidence shows that young people’s lives can improve when they have access to substance misuse services alongside support to address their wider health and wellbeing needs. This means that the commissioning and delivery of specialist drug and alcohol interventions should take place within wider service structures that meet a range of needs. There is growing recognition that drug and alcohol services should be designed to address the wider determinants of health and that more effective joined up support should be available to tackle the complex needs experienced by many service users. For example, Inclusion (Thurrock’s adult drug and alcohol treatment provider) offers support around issues such as intimate partner violence³.

A Department for Education cost-benefit analysis found that every £1 invested in specialist substance misuse interventions delivered up to £8 in long-term savings and around £2.50 within two years, meaning that this can be a cost-effective way of reducing future demand on health and social care services⁴. A life course approach to drug prevention that covers early years, family support, universal drug education, and targeted and specialist support for young people is one of the key aims of the Government’s 2017 Drug Strategy.

Parental drug use can compromise children’s health and development, as well as impact on parenting capacity. Research cited in the Government’s Hidden Harm report 2011⁵ estimated that there were between 200,000 and 300,000 children in England and Wales where one or both parents had serious drug problems – representing 2-3% of children under 16. Children of parental drinkers are also at risk of Foetal Alcohol Syndrome (FAS) or Foetal Alcohol Spectrum Disorder (FASD⁶) – which is a series of preventable birth defects caused entirely by a woman drinking alcohol at any

¹ Public Health England. (2015). The International Evidence on the Prevention of Drug and Alcohol use: Summary and examples of implementation in England. https://assets.publishing.service.gov.uk/government/uploads/system/uploads/attachment_data/file/669654/Preventing_drug_and_alcohol_misuse__international_evidence_and_implementation_examples.pdf (Accessed June 2018).

² Drugscope. (2013). Issues in Recovery: A Changing Landscape for Commissioning. <http://www.drugwise.org.uk/wp-content/uploads/Regional-briefing-Changing-landscape-for-commissioning.pdf> (Accessed June 2018)

³ Drugscope. (2013). Issues in Recovery: A Changing Landscape for Commissioning. <http://www.drugwise.org.uk/wp-content/uploads/Regional-briefing-Changing-landscape-for-commissioning.pdf> (Accessed June 2018).

⁴ Gov.UK, Public Health Matters. <https://publichealthmatters.blog.gov.uk/2016/07/25/tools-for-assessing-value-for-money-for-alcohol-and-drug-treatment/> (Accessed July 2018).

⁵ Gov.UK. (2018). <https://www.gov.uk/government/publications/amcd-inquiry-hidden-harm-report-on-children-of-drug-users> (Accessed July 2018).

⁶The Parliamentary Office of Science and Technology. Post Note number 570. (February 2018). <http://researchbriefings.files.parliament.uk/documents/POST-PN-0570/POST-PN-0570.pdf> (Accessed July 2018).

time during her pregnancy, often even before she knows that she is pregnant. Estimates by Alcohol Concern suggest that there were 7,317 children born in England in 2012 with FASD. The lifetime cost to the economy for a child born with FAS was estimated at £1,500,000, and the adverse consequences experienced by children can include: weakened immune systems; a wide range of emotional, cognitive, behavioural and other psychological problems; early substance misuse and offending behaviour; as well as poor educational attainment.

Caveats and limitations of the data

First there can be limited interrogation of the data extracts provided as it was not possible to develop an enhanced analytical approach (e.g. using multivariate statistical techniques) that could determine whether any correlations or associations between factors are statistically significant. The National Drug Treatment Monitoring System (NDTMS) datasets used in this report refer to small numbers of people in treatment and, unlike adult treatment data, do not come with prevalence estimates and penetration rates to compare against.

Current Service Provision

Thurrock's young person's substance misuse treatment service is currently provided by CGL (Change, Grow, Live) Wize Up. Over the life of the contract the service has been developed by recruiting an apprentice, a student social worker, a harm-reduction worker and peer mentors. This service development led to the team recently moving to slightly larger premises, still within a few minutes' walk of the adult treatment service that is now delivered by Inclusion Visions Thurrock (Midland Partnership Foundation Trust (MPFT)). Wize Up works with individual young people as well as families, if appropriate. This supports much of the research that illustrates the strength of working with the entire family unit to reduce risk of harm relating to substance misuse or to support recovery. It is important to note that substance misuse can and often does affect the family and community more widely and not just the person who is misusing substances or alcohol⁷.

The local context is of a service which has a strong reputation across schools and partner agencies. The vast majority of interventions are provided via outreach, either in schools or other settings around the borough and occasionally even in the client's home. Only on rare exceptions would a client need to be seen at the provider's office.

Schools are very welcoming of the service and the support it provides to young people. Arrangements are made to ensure the keyworkers and students can meet at mutually agreeable times and venues which have the least impact upon learning e.g. at school and where possible during free periods.

Besides casework, the service also delivers prevention and awareness raising sessions across assemblies and suitable lessons, e.g. Physical, Social, Health, Economic (PSHE) lessons, to ensure a wider audience are aware of the risks associated with substance misuse, how to reduce the harm if they are to take the risks, and where to go for help should that be required.

⁷ Drugscope. (2013). Issues in Recovery: A Changing Landscape for Commissioning. <http://www.drugwise.org.uk/wp-content/uploads/Regional-briefing-Changing-landscape-for-commissioning.pdf> (Accessed June 2018).

Drug use observed in Children and Young People in Thurrock

The drugs of choice used by young people in Thurrock have for a long time been cannabis and alcohol, which is reflected in the treatment population as the two main substances cited by young people in treatment. The main concern with cannabis is the increasing strength caused by hybridising the plants, upping the tetrahydrocannabinol (THC) levels and reducing the cannabidiol (CBD) levels. THC is the principal psychoactive constituent of cannabis and CBD, which has no psychoactive effect, is used in pharmaceutical medications⁸. Anecdotal evidence set out in the following three paragraphs has come by way of either the adult or young person's substance misuse services or from partner organisations and agencies that attend the Community Safety Partnership.

Novel Psychoactive substances (NPS), also known as legal highs or club drugs have seen an emergence in Thurrock in recent years, although not across the treatment population. For example, we know from street litter and local intelligence that the use of nitrous oxide (laughing gas) is a growing trend not in children and young people but in young adults who regularly discard their metal canisters in public car parks of an evening, but who are not presenting to treatment for support. This group of young adults are treatment naïve; they do not recognise the risks to themselves or the impact on others and do not regard themselves as requiring support with their risky behaviour. The misuse of nitrous oxide is not an entirely new phenomenon – the Victorians used to have laughing gas parties!

Synthetic cannabinoids, commonly referred to as Spice, are not an NPS that we see in the young person's treatment population. Anecdotal evidence from the adult treatment service suggests usage even amongst adults is rare and tends to be found in the criminal justice client group when serving custodial sentences.

Further anecdotal evidence suggests some young people in Thurrock are misusing Xanax, although they are not presenting for treatment. Xanax is a benzodiazepine, also known as Alprazolam, which has an immediate onset of action. It was introduced as a treatment for anxiety and panic attacks in the US in 1981 and became a popular recreational drug⁹. In the UK the recreational use of benzodiazepines has typically involved those prescribed by the NHS, in particular diazepam diverted from regulated supplies. A number of benzodiazepines have emerged on the NPS market in the last decade although the emergence of Alprazolam appears to be far more recent¹⁰ and the size and scale of the market is still largely unknown.

Children and Young people in treatment

Thurrock had 94 clients in treatment (rolling 12 months April-March 2017/18), split across structured treatment for substance misuse and early intervention and prevention at a ratio of approximately 1:2 clients. Of those clients, 67 were new presentations to treatment¹¹. The proportionately large

⁸ Medical Marijuana Inc. News. (2017). <https://news.medicalmarijuanainc.com/differences-cbd-thc/> (Accessed July 2018).

⁹ National Survey on Drug Use and Health. (NSDUH-2016). <https://www.datafiles.samhsa.gov/study/national-survey-drug-use-and-health-nsduh-2016-nid17184> (Accessed June 2018).

¹⁰ DrugWatch Information Sheet: Alprazolam (Xanax). (2018).

[http://michaellinnell.org.uk/resources/downloads/Alprazolam%20\(Xanax\)%20briefing%201.0%209_2_18.pdf](http://michaellinnell.org.uk/resources/downloads/Alprazolam%20(Xanax)%20briefing%201.0%209_2_18.pdf) (Accessed June 2018).

¹¹ 2017-18 NDTMS CYP DAAT data

number of new clients was due to both an expansion of the Thurrock service and because the time spent in treatment in Thurrock is lower than the national average.

The majority of referrals to the service come from schools and social care, followed by youth criminal justice agencies (such as the Youth Offending Service - YOS). Most clients are in full time education, with a smaller percentage not in employment, education or training (NEET) and the smallest groups are those in apprenticeships or employment.

Many clients reported starting to misuse substances before the age of 16. In accordance with findings from Young Addaction¹² the majority of young people first use drugs when they are 13-14 years old. However, the age at which young people begin to use specific drugs seems to vary; a minority of young people begin their drug use with cannabis and alcohol prior to starting secondary school with the use of cocaine often beginning at a later age. This research suggests that the early teen years offer a key opportunity for early intervention and prevention. Additionally, substance misuse is often coupled with vulnerabilities including being involved in offending behaviour, being excluded from school, care leavers and looked after children. Young people who misuse substance are also more likely to engage in other risk taking behaviours – such as unsafe sexual behaviours, criminal activity and domestic abuse¹³.

The numbers accessing the service are relatively small but nevertheless illustrate effective partnership working across Thurrock and demonstrate the young person's substance misuse service's ability to engage and work with some of the most complex cases that involve support from a range of agencies.

In the context of substance misuse, and as noted above, Hidden Harm refers to those young people who have parents or carers that misuse substances. Some of these young people are primary school pupils aged 11-years or younger. Others are older and may have a substance misuse need of their own alongside their hidden harm vulnerabilities.

Nationally, best practice standards apply to service providers to ensure they identify, assess, treat and exit or transfer clients consistently across the sector¹⁴. Public Health England, which subsumed the National Treatment Agency in 2013, also lays out a set of commissioning standards for specialist substance misuse services for young people, which was published in January 2017¹⁵. This was a rapid mixed methods evidence review of current provision and highlighted the main principles for commissioning. It ostensibly provides a framework of 4 key principles to ensure that: young people and their needs are at the centre of service provision; quality governance is in place for all services;

¹² Young Addaction. (2015). Young People and Substance Abuse. <http://www.youngpeopleshealth.org.uk/wp-content/uploads/2016/06/Young-People-and-Substance-Misuse-Report.pdf> (Accessed June 2018).

¹³ Young Addaction. (2015). Young People and Substance Abuse. <http://www.youngpeopleshealth.org.uk/wp-content/uploads/2016/06/Young-People-and-Substance-Misuse-Report.pdf>. (Accessed June 2018).

¹⁴ College Centre for Quality Improvement. (2012). Practice Standards for young people with substance misuse problems. <https://www.rcpsych.ac.uk/pdf/Practice%20standards%20for%20young%20people%20with%20substance%20misuse%20problems.pdf> (Accesses June 2018).

¹⁵ Public Health England. (2017). Specialist substance misuse services for young people: Main principles for commissioning. https://assets.publishing.service.gov.uk/government/uploads/system/uploads/attachment_data/file/583218/Specialist_substance_misuse_services_for_young_people.pdf (Accessed June 2018).

multiple vulnerabilities and complex needs are addressed and that appropriate transitional arrangements exist for young people becoming young adults.

2.2 Objectives

The aim of this needs assessment is to examine the needs of young people aged less than 18 years residing in Thurrock and who access or may need to access the specialist substance misuse service. It also reviews the existing service offer and seeks to provide recommendations on where and how to enhance this offer. The report looks to identify gaps or barriers in service provision and provides recommendations to overcome these. Fundamentally, it seeks to discover whether the population in treatment demonstrate the expected characteristics based on the national literature review evidence and the data on high-risk groups set out in this document. It also seeks to determine whether the current provider has targeted and 'found' the highest risk groups of children and young people and Thurrock and supported them through treatment.

3. Epidemiology

Key Points

Population

- Thurrock's population for those aged under 18 is set to steadily increase over the next 10 years by 13%, to 47,476
- For those aged 10-17 the projected increase is 30% over 10 years
- Prevalence estimates for young person's substance misuse are currently notoriously difficult to estimate
- Numbers in treatment have increased to a level three times that of 2014

Treatment Population

- It is not yet possible to determine whether the increase in treatment numbers is due to an increase in local prevalence of substance misuse or whether the increased capacity of the existing service has enabled more young people to access treatment
- We are better than the national average at engaging with young people who require substance misuse interventions that are in mainstream education, thus preventing the escalation of wider vulnerabilities
- Over half of young people in treatment are engaged in poly-drug misuse
- Almost 1 in 5 clients have been assessed as being involved in offending behaviour

Criminal Justice

- Young offenders (or those at risk of offending) are a highly marginalised group and often have greater health needs than the non-offending population, experiencing exposure to inequalities in health that persist into adult life, including a higher incidence of physical and mental ill health, sexually-transmitted disease, injuries, and early pregnancy in females
- Drugs offences were uncommon and substance misuse was the 4th lowest risk factor at assessment, out of 12 risk factors

3.1 Population

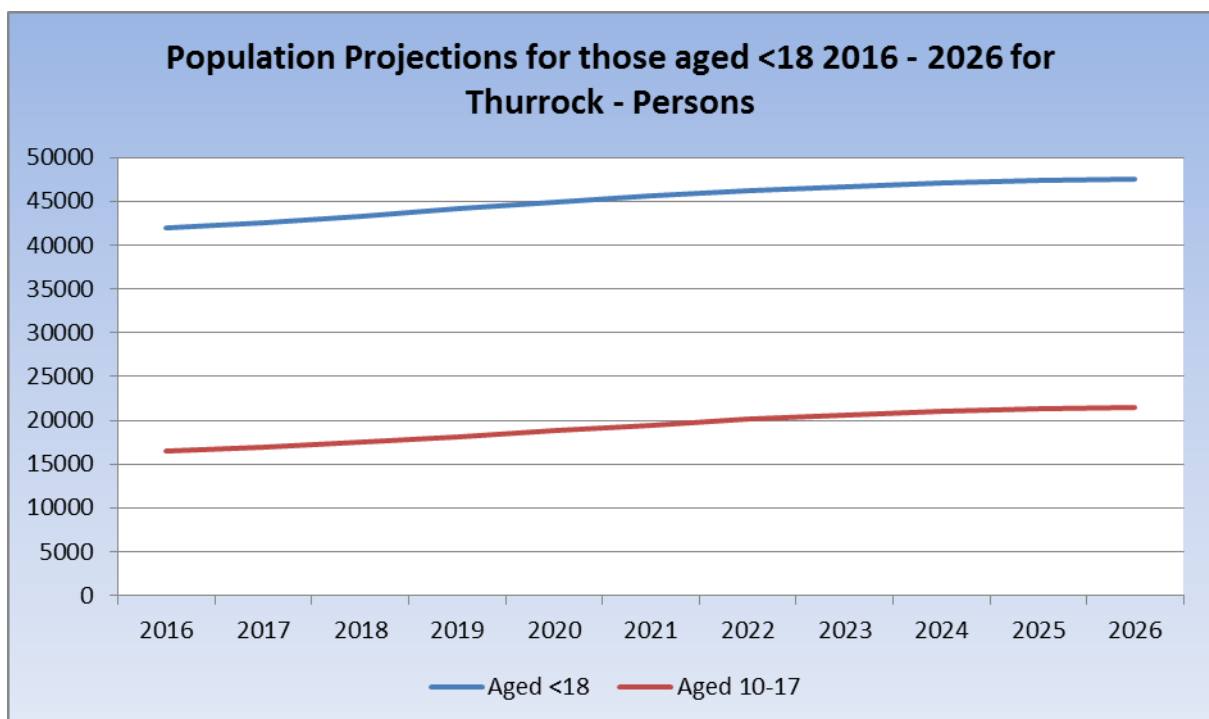
What do we know?

The numbers of young people in treatment misusing substances are generally small, which means using Chartered Institute of Public Finance and Accountancy (CIPFA) comparators is unreliable. The Local Outcome Comparators (LOC) is used for adult services, so for young people it is the norm to compare against national averages.

As of mid-2016 Thurrock had a population estimate of 168,428. Of this, Thurrock's young person's population of under 18's is 42,030 and those aged 10-17 is 16,532. The 10-17 age group is deliberately used since 10 is the age that a child becomes criminally responsible in the eyes of the law and 18 is when young people are deemed to be adults. It is also the age that a client will access the adult treatment service as opposed to the service at the focus of this document.

Thurrock's population for those aged under 18 is set to steadily increase over the next 10 years from 42,030 to 47,476 (from the 2016 baseline), which is an increase of 13%. For those aged 10-17 the projected increase is 30% over 10 years.

Figure 1: Population Projections for those aged < 18 years in Thurrock, 2016-2026



Source: ONS

Against this population increase, the prevalence estimates for young people's substance misuse are notoriously difficult to determine, meaning we cannot say with certainty what the actual level of treatment need is across our young person's population. However, in 2014/15 the What About Youth (WAY) Survey was launched as part of a government pledge to make improvements to the health of young people. The purpose was to collect robust local level data on a range of topics relating to young people, to help drive an improvement in outcomes. Unfortunately the survey has

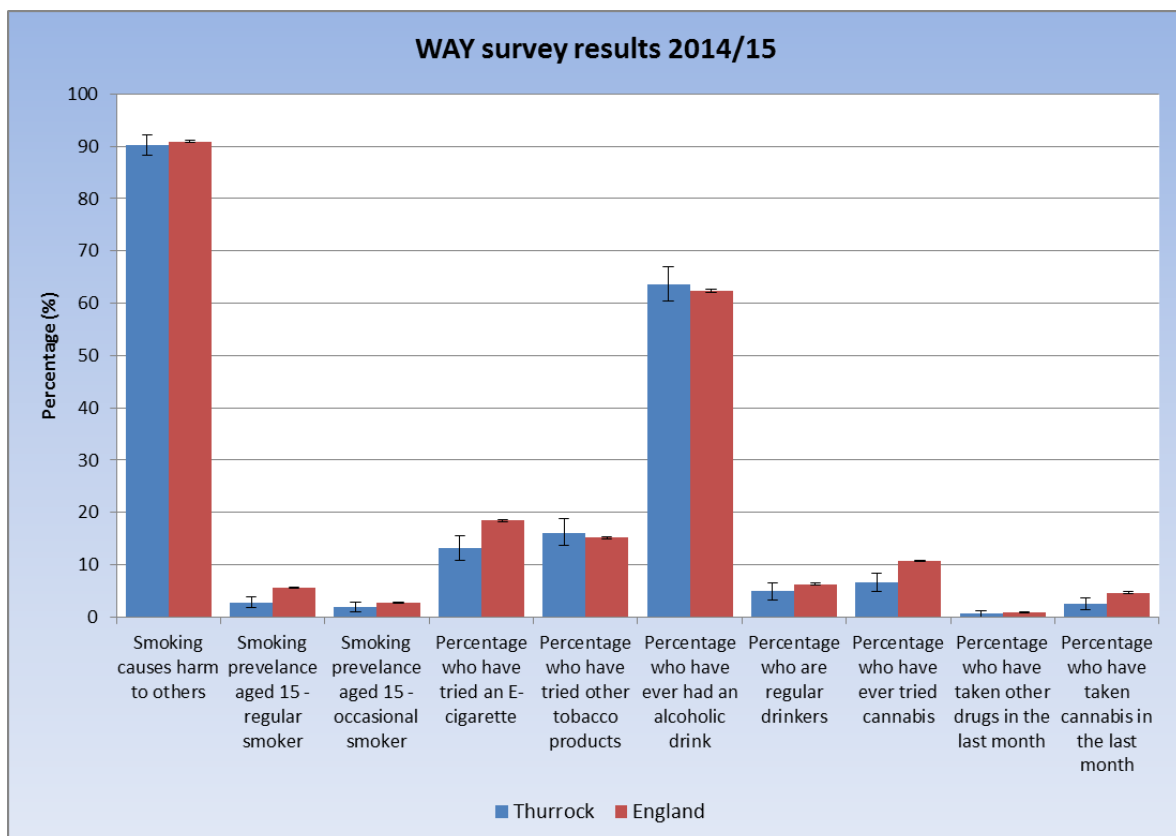
not since been repeated so we cannot compare years or make a trend analysis, although it does provide some useful data on risky behaviours such as tobacco, alcohol and cannabis use.

Around 300,000 15 year olds were randomly selected by the Department of Education and were invited to complete the questionnaire, with around 120,000 completed questionnaires being returned. For Thurrock this equated to 608 questionnaires. Some of the questions asked were regarding substance use and asked for their opinions about this topic.

90% of those who answered the survey in Thurrock felt that smoking caused harm to others, which was a similar percentage to England overall. From the survey 2.3% classed themselves as regular smokers and 1.9% as occasional smokers. Interestingly, the proportion of regular smokers in Thurrock is significantly below the England average. Regarding e-cigarettes, 13.2% of respondents in Thurrock said they had tried one (also significantly below the England average) and 16.1% had tried 'other tobacco products'.

Regarding substance misuse, 63.6% of young people in Thurrock said they had tried an alcoholic drink. Nationally the figure was 62.4%. Almost 5% in Thurrock classed themselves as regular drinkers. Regarding cannabis, 6.6% of young people living in Thurrock said they had tried cannabis with 2.5% having taken it within the last month. This data is summarised in the following figure.

Figure 2: WAY Survey results, Thurrock, 2014/15



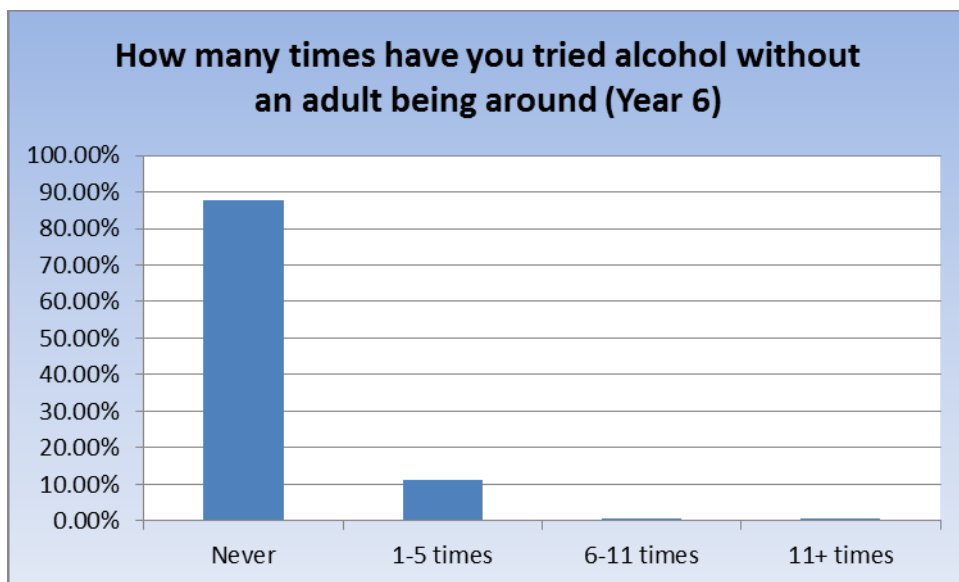
Source: Fingertips

The findings from the WAY survey broadly match those from the Smoking, Drinking and Drugs (SDD) surveys. In addition the Brighter Futures survey was commissioned by Thurrock Council to improve local data related to the emotional health and well-being of children and young people. The

intention of this supplementary data source is to improve local knowledge, contribute to local priorities and strategies and improve the provision of needs-led services to children, young people and families. Questions covered a range of risky behaviours and asked approximately 1,000 young people about their level of engagement in them.

There are limitations to this data. Firstly, the sample size is relatively small and it is based on a single survey, so we recognise that it provides just a snapshot of young people’s experiences. The reliability of the responses remains to be proven. Some respondents will have exaggerated their substance misuse, whereas others who were cautious as to the confidentiality of the survey may have minimised or denied any substance misuse. In a sample size of approximately 1,000 pupils we expect this ‘noise’ within the data to have cancelled itself out. The survey will be repeated annually so the pool of data and our confidence in its accuracy will increase in future years. Until then, the key areas of interest from the inaugural survey are set out below.

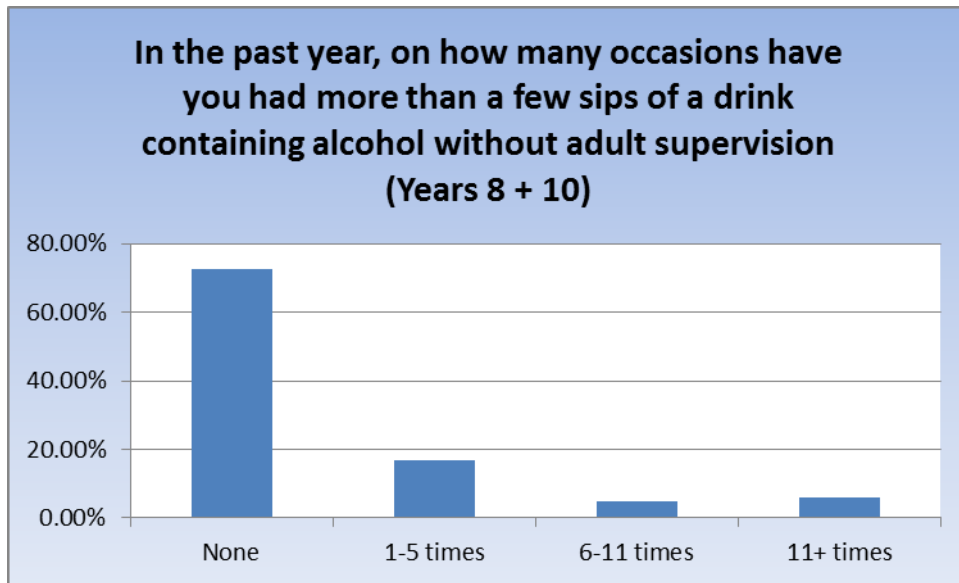
Figure 3: Brighter Futures Survey - How many times have you tried alcohol without an adult being around (year 6 in Thurrock)



Source: Brighter Futures survey 2016/17

The figure above illustrates that just over 10% of Year 6 pupils surveyed said they had tried alcohol without an adult being around.

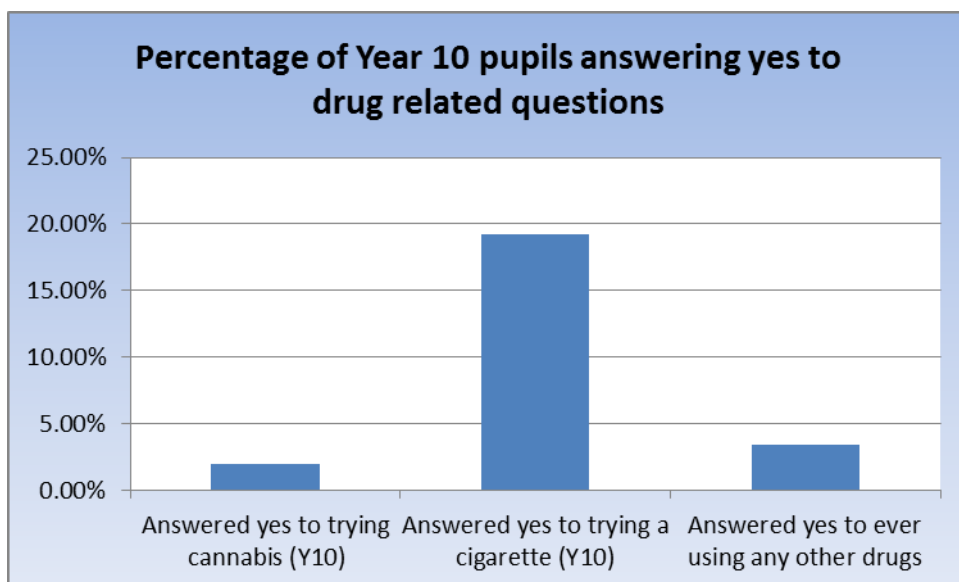
Figure 4: Brighter Futures Survey - In the past year, on how many occasions have you had more than a few sips of a drink containing alcohol without adult supervision (Years 8+10 in Thurrock)



Source: Brighter Futures survey 2016/17

Just over 16% of year 8 and 10 pupils surveyed said they have had ‘more than a few sips’ of a drink containing alcohol without adult supervision on at least one occasion in the past year, although over 70% had not.

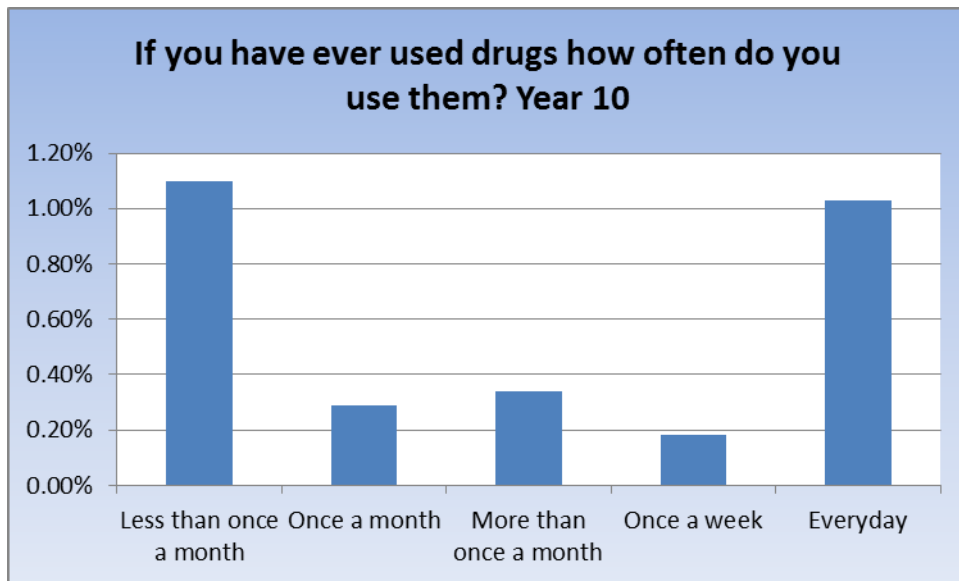
Figure 5: Brighter Futures Survey - percentage of year 10 pupils in Thurrock answering yes to drug related questions - have you tried, cannabis, tobacco or using any other drugs?



Source: Brighter Futures survey 2016/17

Almost 2% of year 10 pupils surveyed answered ‘yes’ to having tried cannabis, 19.2% had tried a cigarette and 3.38% had tried other types of drugs.

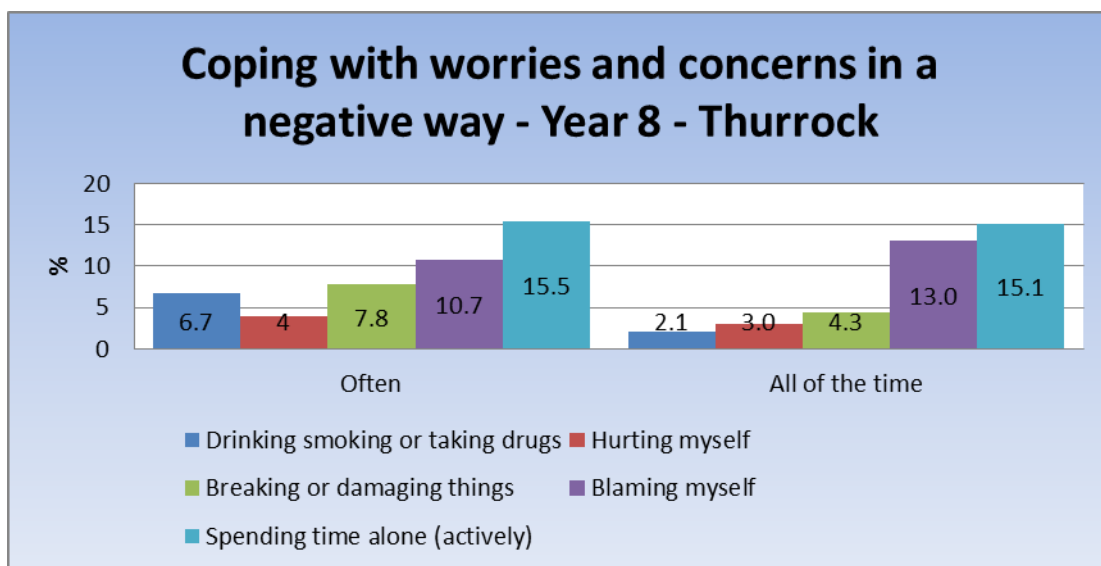
Figure 6: Brighter Futures Survey - If you have ever used drugs, how often do you use them (Year 10), Thurrock



Source: Brighter Futures survey 2016/17

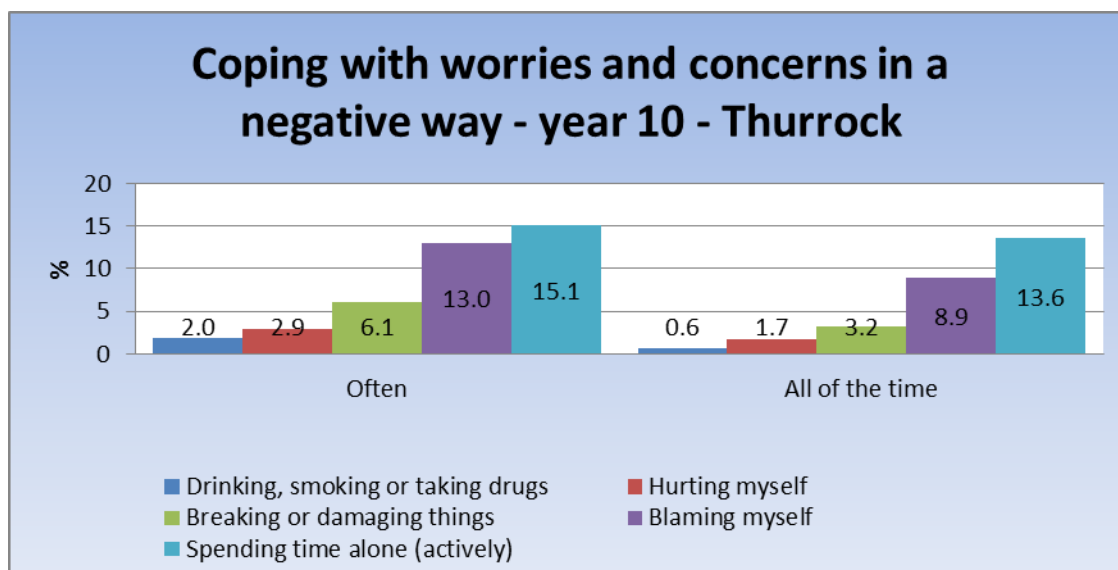
As highlighted in the figure above, just over 1% of year 10 pupils surveyed answered that they used drugs every day.

Figure 7: Brighter Futures Survey - Coping with worries and concerns in a negative way (Year 8), Thurrock



Source: Brighter Futures survey 2016/17

Figure 8: Brighter Futures Survey - Coping with worries and concerns in a negative way (Year 10), Thurrock

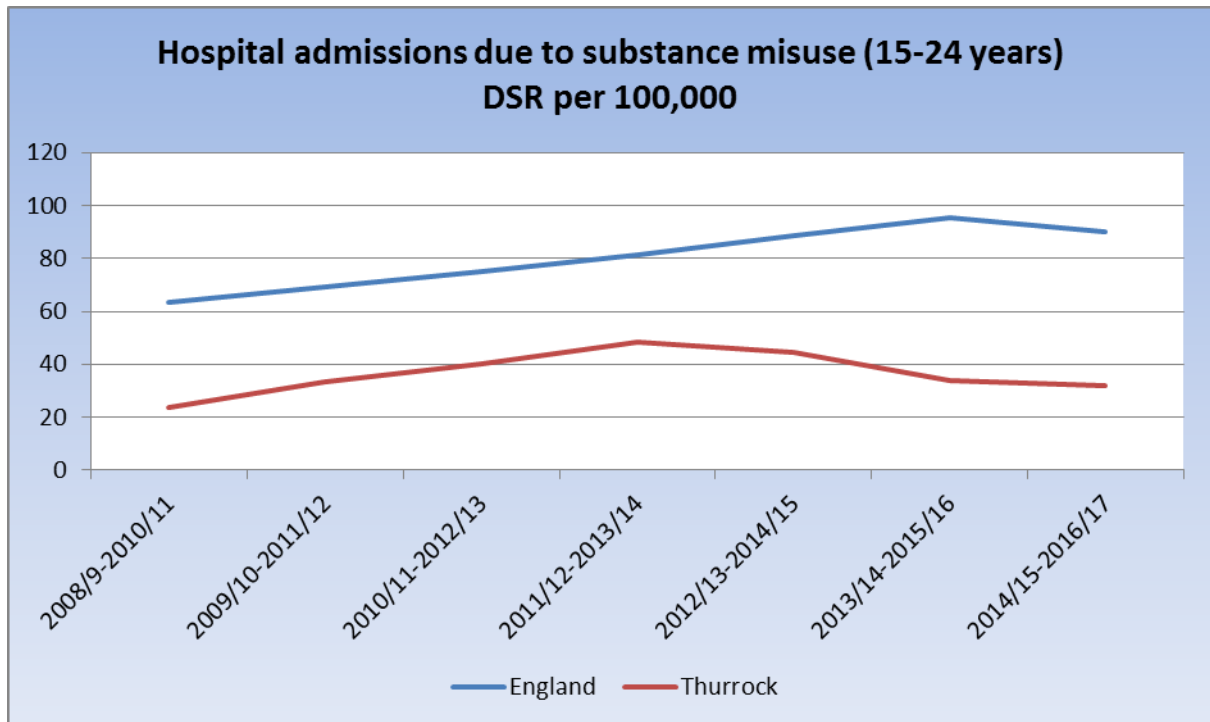


Source: Brighter Futures survey 2016/17

The survey recorded that 6.7% of Year 8 pupils surveyed coped with worries and concerns by drinking, smoking or taking drugs often and that 2.1% did it all the time. For year 10 this was 2.0% and 0.6% respectively, which is a downward trend but could be confounded by the lower rate of survey completion in year 10 compared with year 8 pupils. Moreover, a slightly higher percentage of year 10's said they drank, smoked or took drugs none of the time (89%), rarely (5%) or some of the time (4%) compared to year 8's that were 88%, 3% and 3% across the same questions. This shows that more year 10's never drink, smoke or take drugs, or if they do they are more likely to do it rarely or some of the time.

With regards to A&E/hospital attendances due to substance misuse, overall Thurrock has lower levels of admissions than England. The rate was increasing between 2008/9-2010/11 and 2011/12-2013/14 but has been reducing over the more recent few years. However, the level in 2014/15-2016/17 is still higher than that of 2008/09-2010/11. A recording issue at the nearest A&E department was attributed to the drop in the Thurrock rate from 2011/12-2013/14. Once rectified we saw the rate of decline reduce. Quite why the Thurrock rate is so far below the national average remains to be fully understood. The data largely refers to alcohol misuse and the nearest A&E departments are out of borough. There is a possibility that due to accessibility Thurrock young people simply do not present to A&E for alcohol related illness or injury compared to their national counterparts, that the local ambulance service and nearest A&E departments provide effective treatment that prevents hospital admissions in this group or that it is simply not accurately recognised that alcohol/drugs is the main cause for the hospital admission.

Figure 9: Hospital Admissions due to Substance Misuse (15-24 years), DSR per 100,000 Thurrock 2008-2017

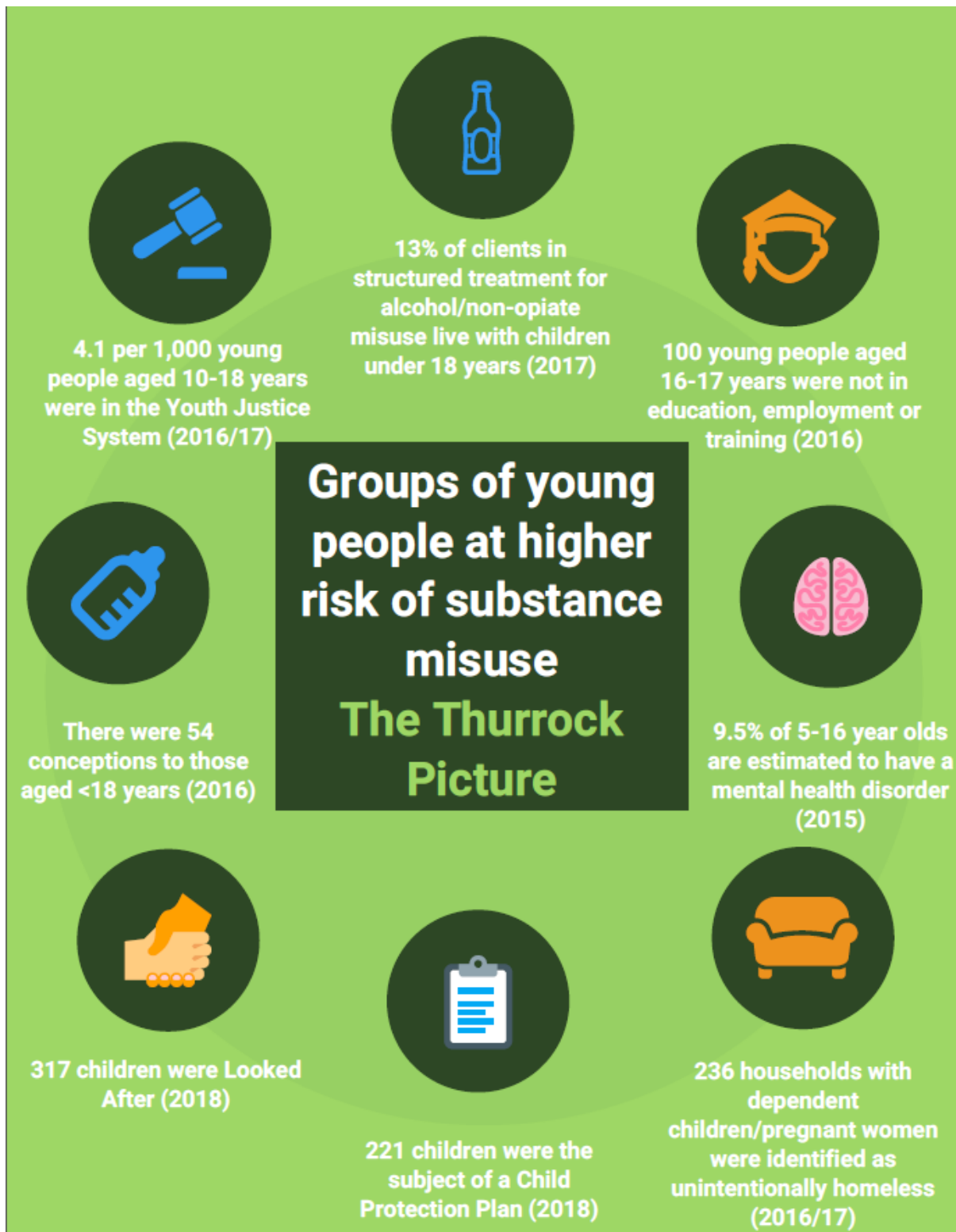


Source: Fingertips

3.2 Description of the treatment population

The following infographic provides a picture of the groups of Thurrock young people at higher risk of substance misuse.

Figure 10: Groups of Young People at Higher Risk of Substance Abuse: The Thurrock Picture



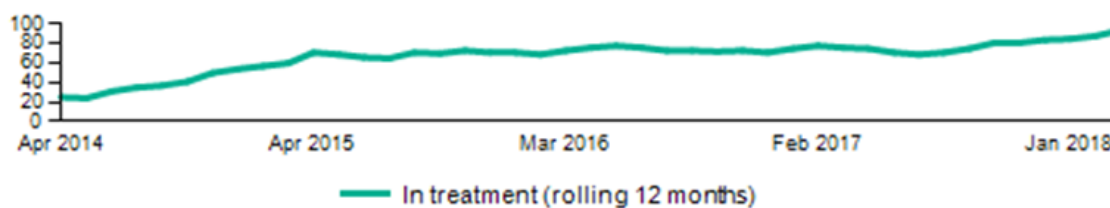
Source: NDTMS 2017/18, PHE Fingertips

What do we know?

Entering Treatment

As of March 2018 the young person's substance misuse service had 94 people in treatment. This is rolling data and the below graph illustrates the steady rise in treatment numbers across the last 5 years, which matches the lifetime of the expiring contract.

Figure 11: Number of young people accessing treatment in Thurrock, 2014-2018



Source: NDTMS

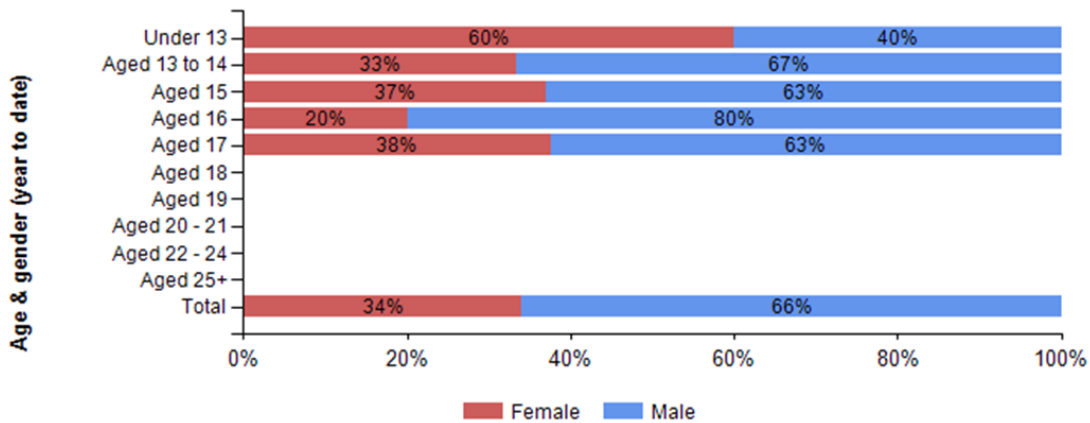
The numbers in treatment were unusually low in April 2014 due to the transfer of cases from the outgoing provider, particularly as the client group are naturally sensitive to change. Added to this is the requirement for clients to be closed to the outgoing provider and opened as new clients to the incoming provider and we find some clients disengaged from treatment for a while until reassurance spread across the treatment community.

The service works with those young people aged up to 18 years of age. Some similar services elsewhere also work with vulnerable adults up to the age of 25. For Thurrock, the adult and young person contracts have agreements built in to allow for transfer of such clients by exception.

In Thurrock, there were 94 new entrants to treatment services in 2017/18 and the below graph illustrates the gender split of those in treatment. The very young clients tend to be majority female, accessing hidden harm support. As age increases we see a sudden shift towards males being the majority group in treatment. Age of initiation is often the strongest predictor of the length and severity of substance misuse problems – the younger the age that young people start to use, the greater the likelihood of them becoming adult problematic drug users. (It is noted that this does not necessarily indicate the age of initiation). This underpins the findings from Young Addaction¹⁶, as noted in the Introduction in this report.

¹⁶ Young Addaction. (2015). Young People and Substance Abuse. <http://www.youngpeopleshealth.org.uk/wp-content/uploads/2016/06/Young-People-and-Substance-Misuse-Report.pdf> (Accessed June 2018).

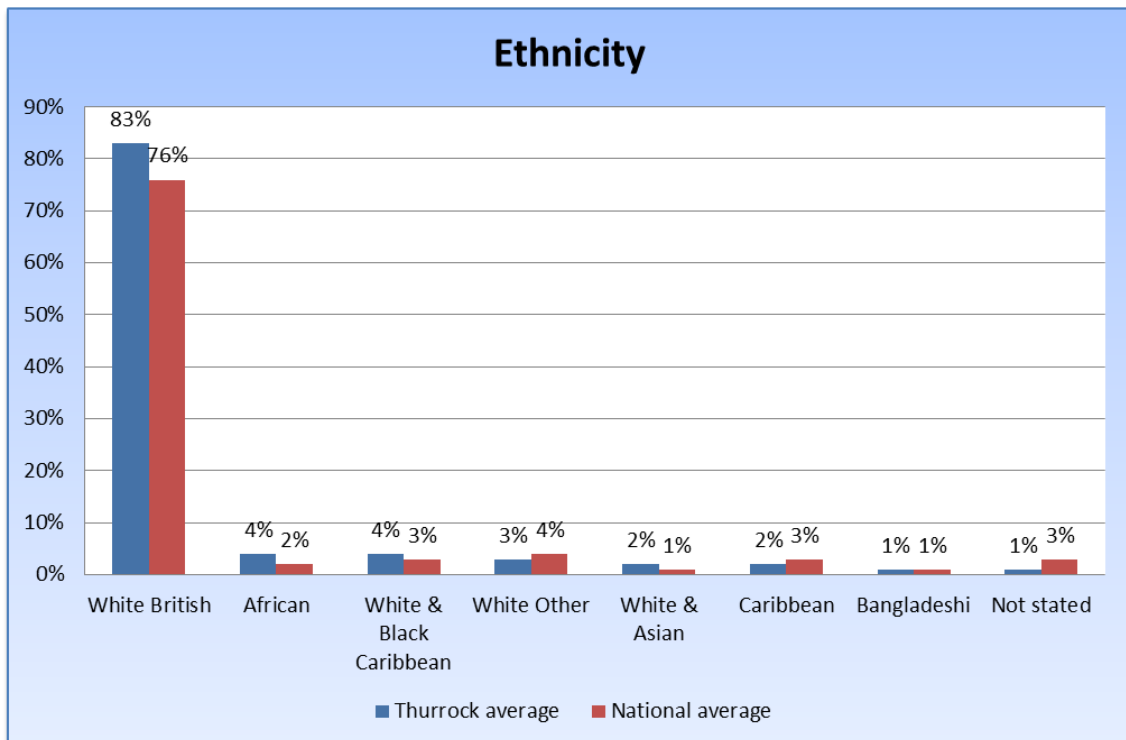
Figure 12: The age of young people entering treatment services in Thurrock in 2017/18



Source: NDTMS

In terms of ethnicity, those in treatment were predominantly White British, with six ethnic minority groups making up the remaining client groups. This was not dissimilar to the national average, where the unaccounted 7% was split equally across 7 other ethnic minority groups. The service receives referrals from numerous agencies and partners, including self-referral. The percentages here are unlikely to be a reflection of the true substance misuse levels within these ethnic groups and accurately determining the prevalence estimates across these groups is not currently possible. What we can see is that the service works with twice as many African and 25% more White & Black Caribbean young people than the national average.

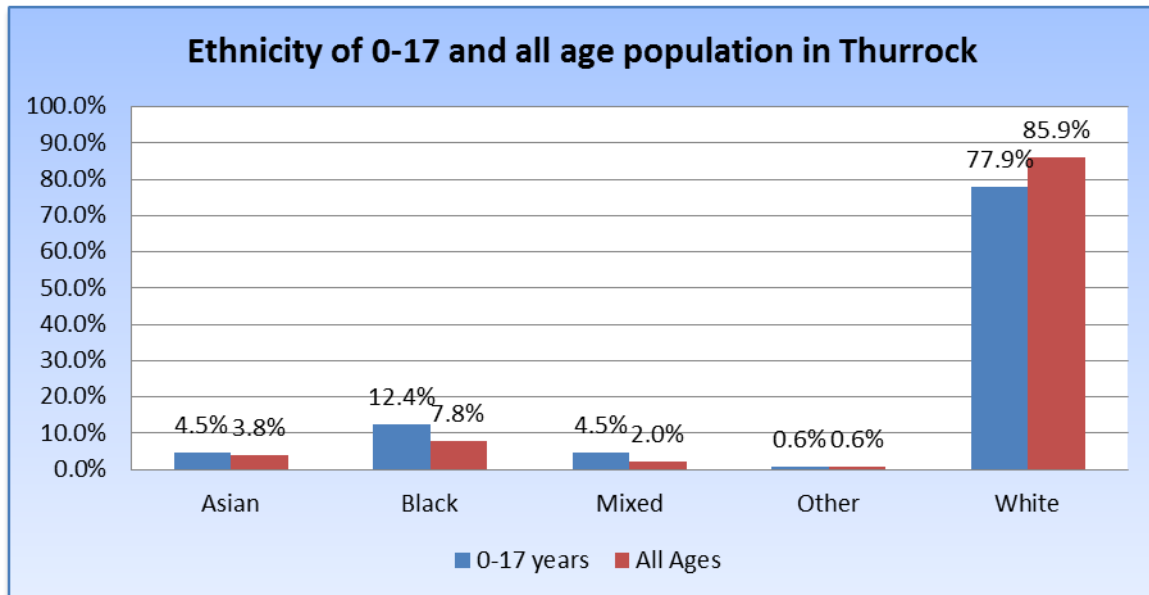
Figure 13: Ethnicity of young people accessing treatment in Thurrock, 2017/18



Source: NDTMS

Our child population in Thurrock is more ethnically diverse than the all age population. The figure below compares the ethnicity of the local population aged 0-17 years with the ethnicity of the total Thurrock population. From this, it can be seen that there is a lower proportion of White residents in the 0-17 population and a higher proportion of Asian, Black and Mixed ethnic groups, which tells us that the local service is identifying and working proportionately across these ethnic groups.

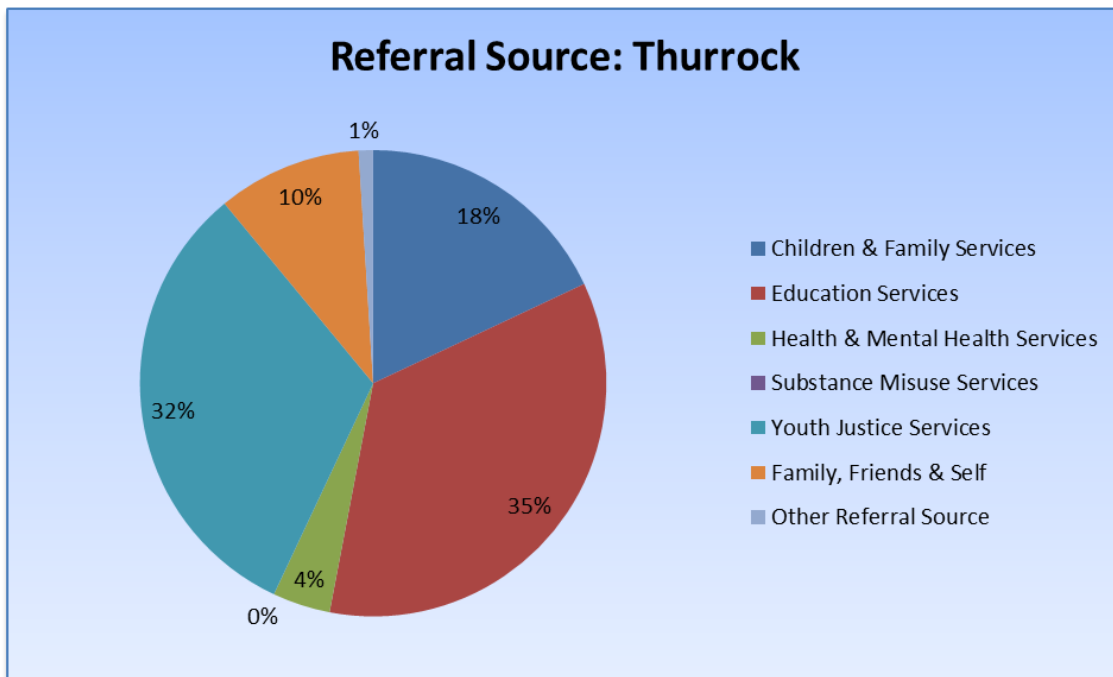
Figure 14: Ethnicity of 0-17 year and all age population in Thurrock



Source: Child and Maternal Health Intelligence Network

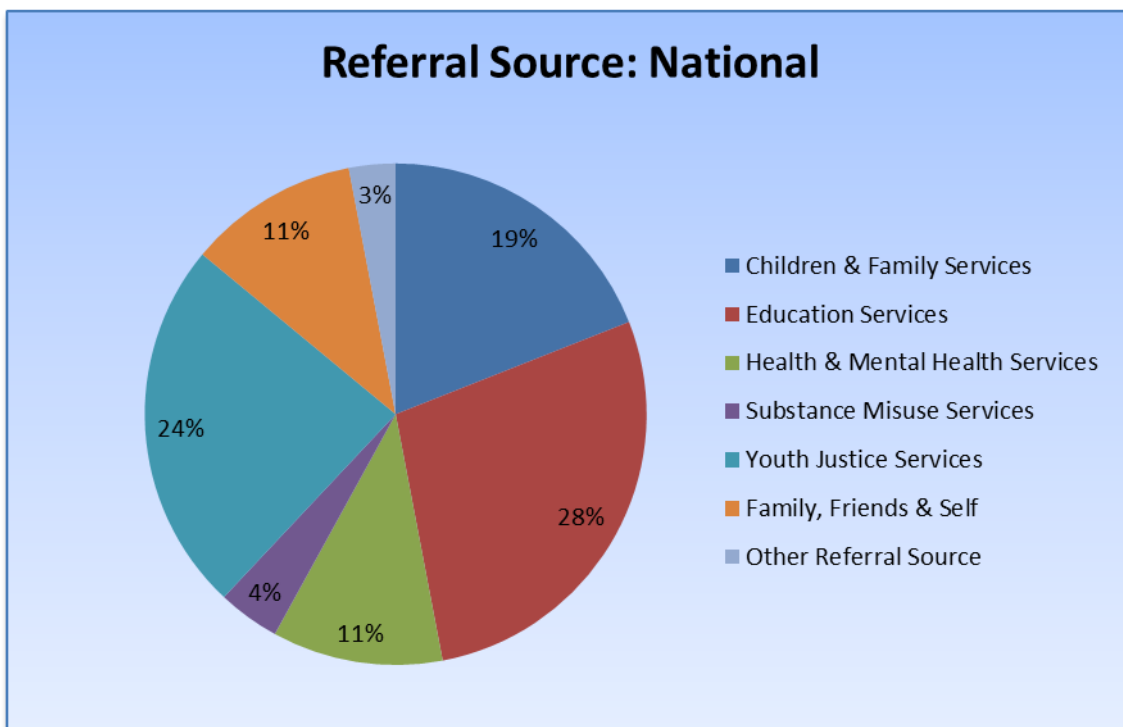
Referrals to the service come from a range of sources, illustrated by the below pie chart. The vast majority have come from Education and Youth Justice Services, demonstrating effective referral pathways and partnership working. Thurrock is above the national average against these two referral sources, considerably so with regards to Youth Justice Services. Children’s Services is also a popular referral source, followed by Friends, Family or Self-referral, both of which are in line with the national averages. Just 4% of Thurrock referrals came from Health & Mental Health Services compared to 11% nationally and should be an area of future focus.

Figure 15: Referral Source for young people accessing treatment in Thurrock, 2017/18



Source: NDTMS

Figure 16: Referral Source for young people accessing services, nationally, 2017/18

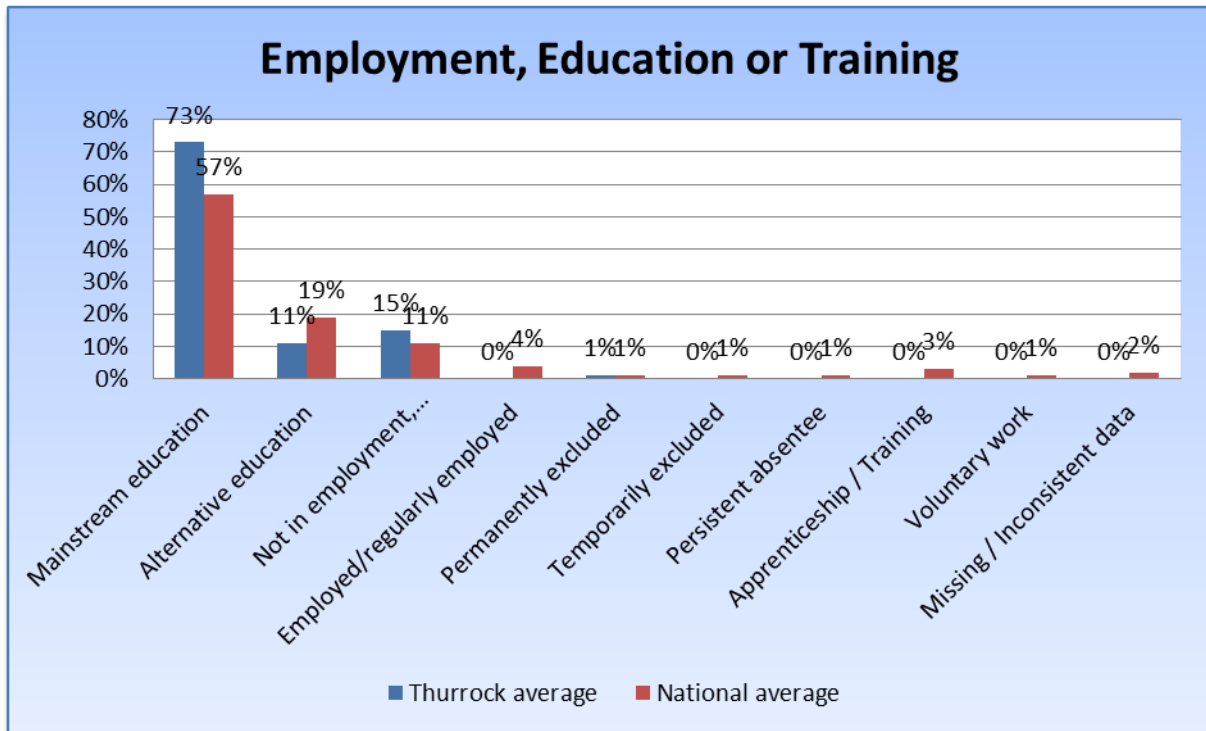


Source: NDTMS

In terms of education, employment or training, the majority of young people in treatment were in mainstream education, a figure that was above the national average. The next largest group for Thurrock were those not in employment, education or training (NEET), closely followed by those in

an alternative education programme such as the Pupil Referral Unit (PRU). These figures were similar to the national average. The remaining group was formed of individuals who were permanently excluded. No young people were recorded as being in full time or regular employment; the national average being 4%. Nationally, the unaccounted 8% was shared across the bottom 5 groups in the below graph.

Figure 17: Young People who are in treatment who remain in employment, education or training in Thurrock, 2017/18

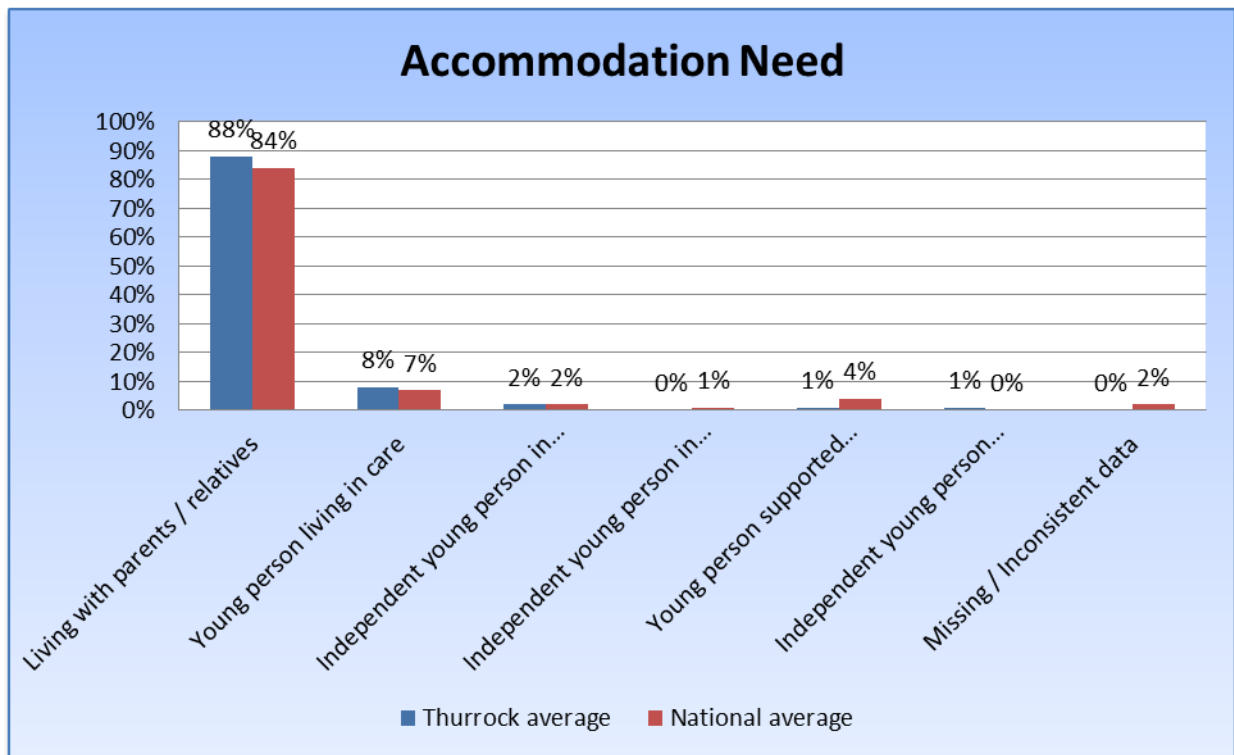


Source: NDTMS

We can see from the above graph that in Thurrock we are better than the national average at engaging with young people who require substance misuse interventions that are in mainstream education, thus preventing the escalation of wider vulnerabilities that are set out below.

The vast majority of young people in treatment in Thurrock live with their parents or relatives, with the remainder split across living in care, independent accommodation or supported housing. This broadly matches the national averages for such a client group. The no fixed abode category refers to those clients who 'sofa surf' and rotate usually between a core group of friends' addresses as opposed to being street homeless.

Figure 18: Accommodation need of young people accessing treatment in Thurrock 2017/18



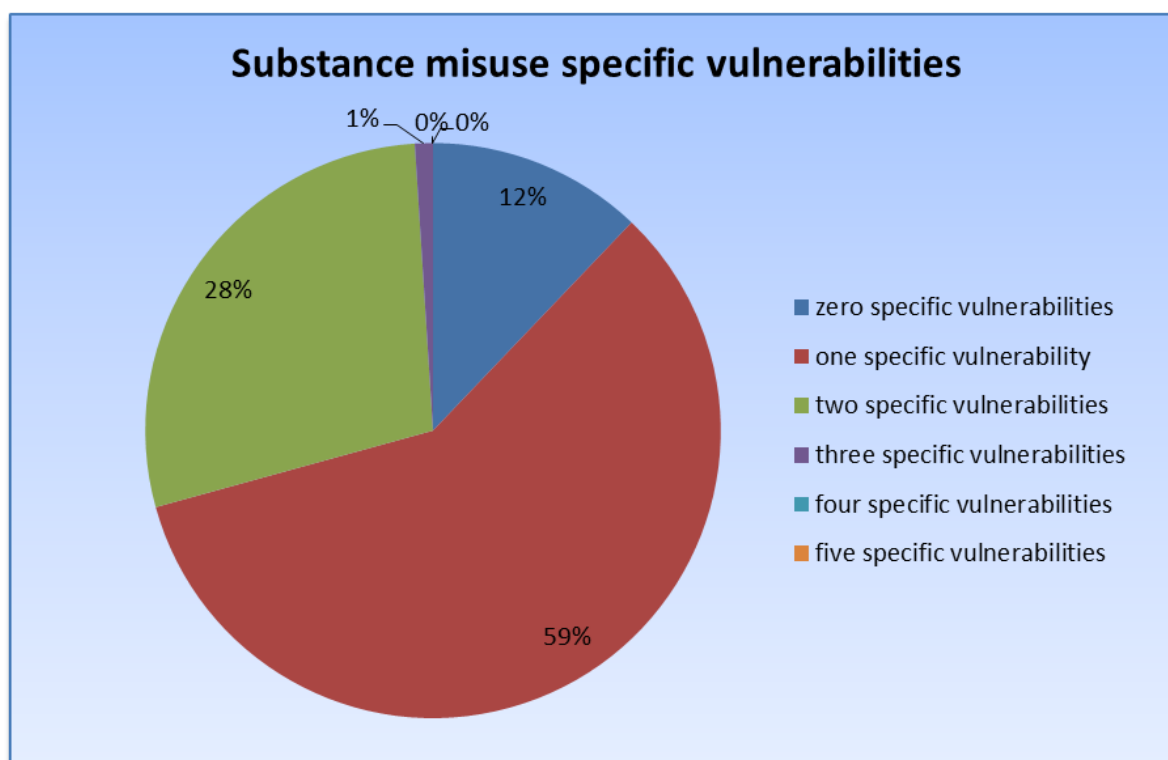
Source: NDTMS

Substance misuse specific vulnerabilities are categorised in 5 groups:

1. Early onset of usage (young age when misuse begins)
2. Poly-drug user (more than one problematic substance misused)
3. High risk alcohol user
4. Opiate or crack user
5. Injecting

The following pie chart illustrates these groups; it should be noted that Thurrock has no opiate or crack users or injecting young people in treatment (groups 4 and 5). Therefore the segments in the following pie chart refer to clients who have either no specific vulnerabilities or have up to three specific vulnerabilities from groups 1-3 above.

Figure 19: Number of substance misuse specific vulnerabilities experienced by young people in Thurrock, 2017/18



Source: NDTMS

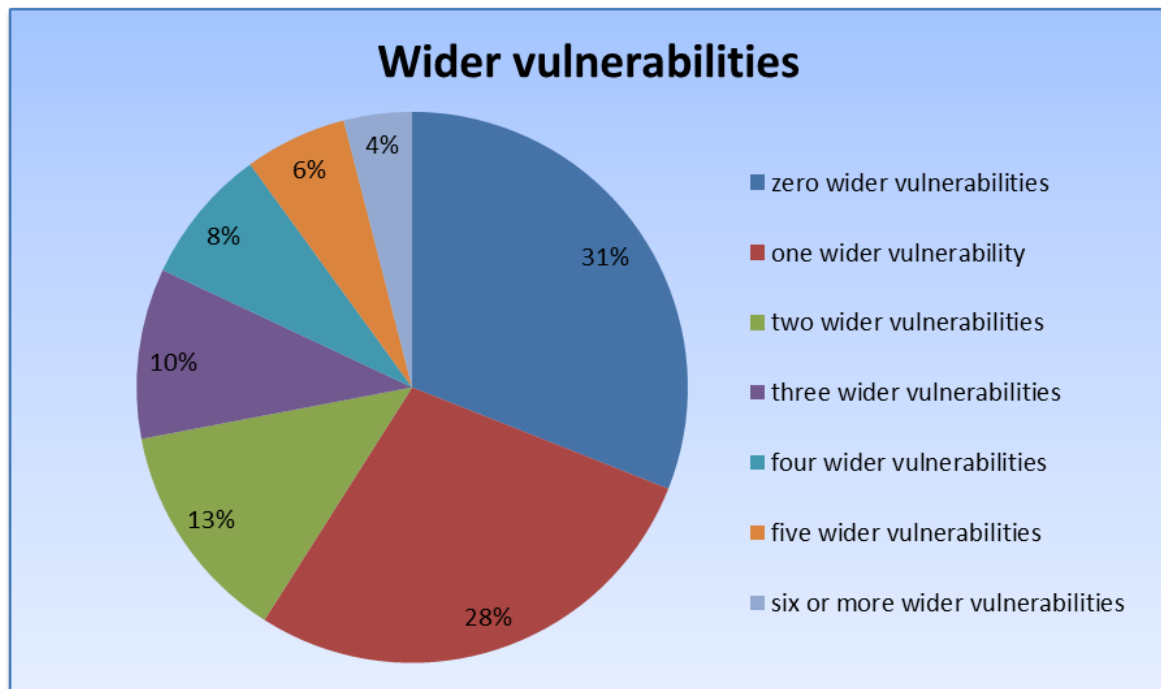
Wider vulnerabilities form a larger list of twelve categories:

1. Looked After Child
2. Child In Need
3. Domestic Abuse
4. Mental Health problem
5. Sexual exploitation
6. Self-harm
7. Not in Employment, Education or Training (NEET)
8. Housing problems
9. Parental status / pregnant
10. Child Protection Plan
11. Anti-social behaviour / criminal act
12. Affected by others' substance misuse.

The following pie chart illustrates the complexities of the client group in Thurrock, with roughly a third of clients having no wider vulnerabilities from the above list, a third having one or two wider vulnerabilities and the remaining third of clients having three to six or more vulnerabilities. By definition, those clients scoring three or more wider vulnerabilities will be very complex cases with multi-agency action plans; high users of services. These clients are more likely to demonstrate offending behaviour, poor school attendance or attainment and suffer socio-economic disadvantages, which might include living in a deprived part of the borough or have parents/carers who are unemployed and who may have a substance misuse need of their own. They are likely to

utilise more keyworker time and spend longer in treatment compared to clients with fewer wider vulnerabilities.

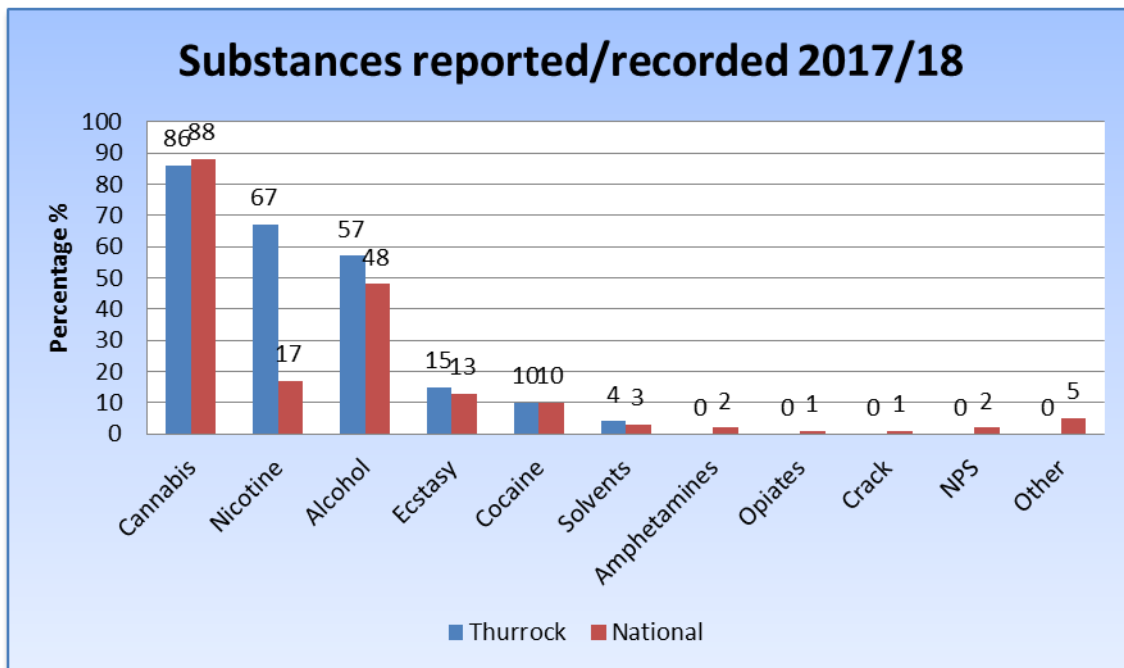
Figure 20: Number of wider vulnerabilities experienced by young people accessing treatment in Thurrock, 2017/18



Source: NDTMS

The main type of substance misuse service offered in Thurrock in 2017/18 was for cannabis, followed by alcohol. When compared to the national average, Thurrock was broadly in line with the national data, although it can be noted that no young people were in treatment for opiate or crack misuse. The main anomaly is the data for nicotine. Thurrock's data has stood out in the national figures for the last 5 years when we implemented stop smoking referrals into the treatment offer; by definition cannabis misuse will almost always involve some level of tobacco smoking. Cocaine and ecstasy are not common drugs cited by young people in treatment, and the level of misuse in Thurrock is in line with the national picture.

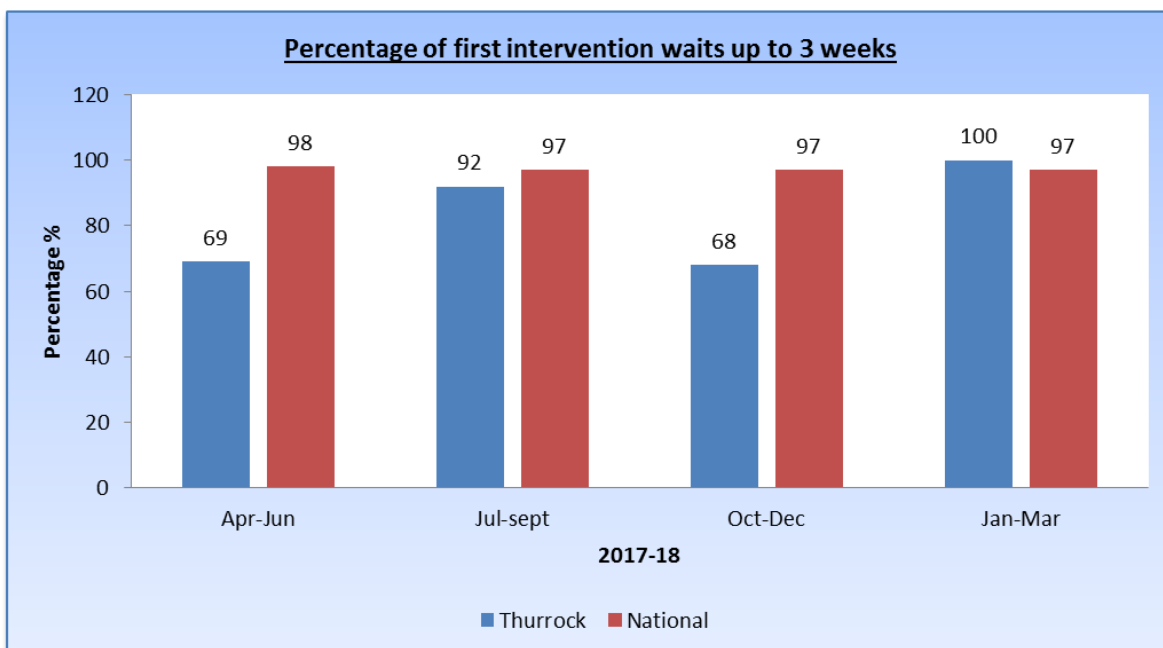
Figure 21: Young people entering treatment services in 2017/18 in Thurrock and England by substance type



Source: NDTMS. Technical Notes: Figures are of YP in specialist substance misuse community services 2017/18. Substances cited are from any episode for the young person in the year (any citation in drug 1, 2 or 3). Individuals may have cited more than one problematic substance so percentages may sum to more than 100%

Waiting times

Figure 22: Percentage of first intervention waits of up to 3 weeks, 2017/18 (Thurrock and nationally)



Source: NDTMS

The graph above shows that the waiting time for Children and Young people in Thurrock to be seen by the service is worse than the national average for the first 9 months of 2017-18 but slightly better

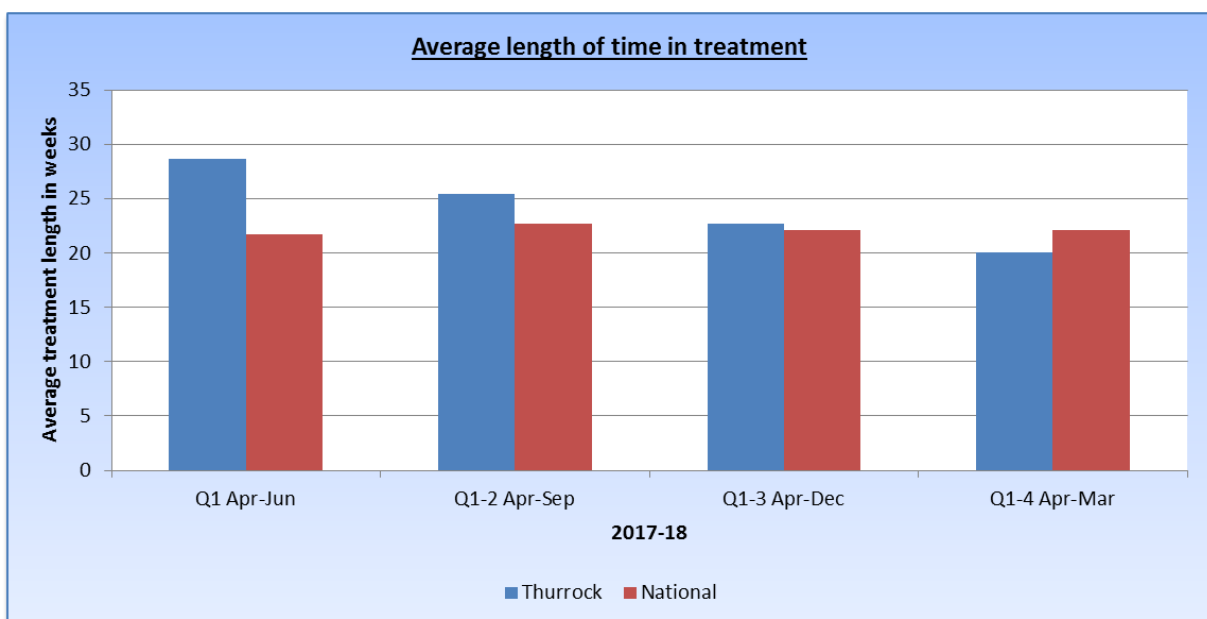
for quarter 4, with 100% being seen within 3 weeks; demonstrating that young people no longer have to wait lengthy periods between assessment and the start of their treatment. It also signifies that the longer waiting times observed at the start of 2017/18 has been reduced. Consequently it is proposed that this should continue to be monitored by the new for Thurrock.

In Treatment

The graph below outlines the average length of time that young people were in treatment services in Thurrock in 2017/18. Young people generally spend less time in specialist interventions than adults because their substance misuse is not entrenched; however those with complex care needs often require support for longer.

The data below shows that the average length of time in treatment for Thurrock young people is slightly less than the national average when looking at the Q1-4 Apr-Mar columns. This tells us that more clients are in treatment for shorter periods of time, and fewer clients are in treatment for lengthy periods, suggesting good engagement by young people or effective treatment delivery by the provider.

Figure 23: Average length of time in treatment, 2017/18 (Thurrock and nationally)

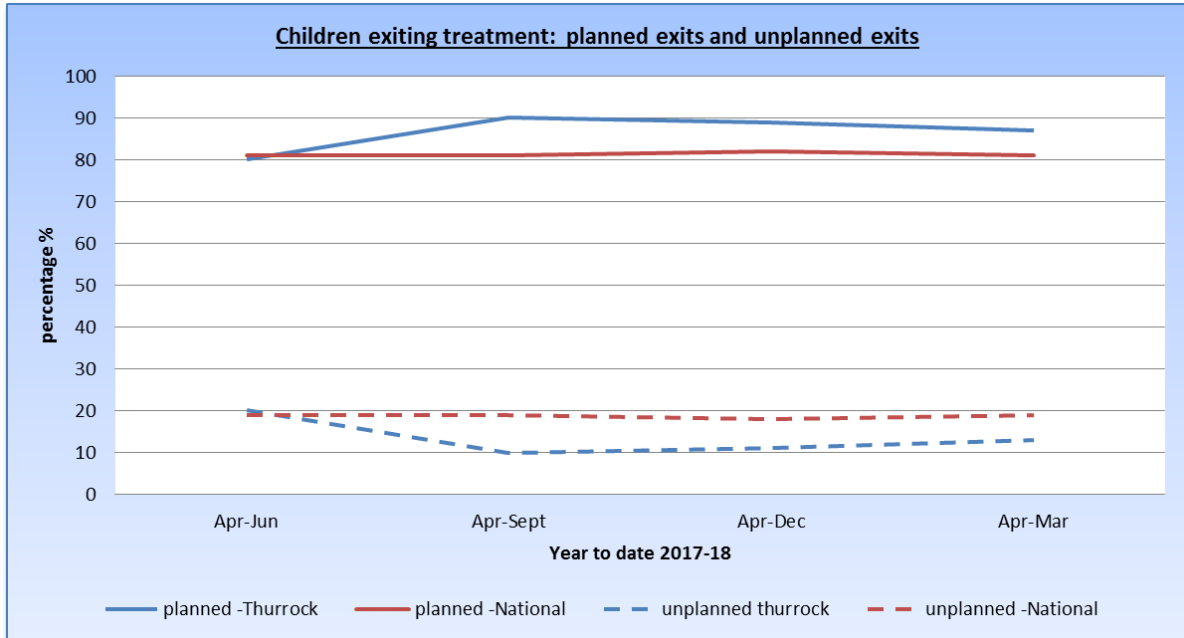


Source: NDTMS

The graph below shows that there are a higher percentage of planned exits in Thurrock young people comparing with nationally and less unplanned exits than national data shows. This suggests that although children are staying in treatment on average slightly longer, they are doing so appropriately and in a planned way. The fact that there have been no re-presentations to the service from last year (at the time of writing this document) supports this interpretation and reflects the quality of interventions delivered. Re-presentations are clients who re-present for treatment within 6-months of treatment exit. Given the high satisfaction with the service based on both the annual service reviews which include analysis of feedback questionnaires and the service user engagement for this report, we can expect clients to want to re-present if the need were to arise,

whereas poor service user satisfaction would logically cause clients to not re-present, thus artificially inflating the re-presentation rate performance.

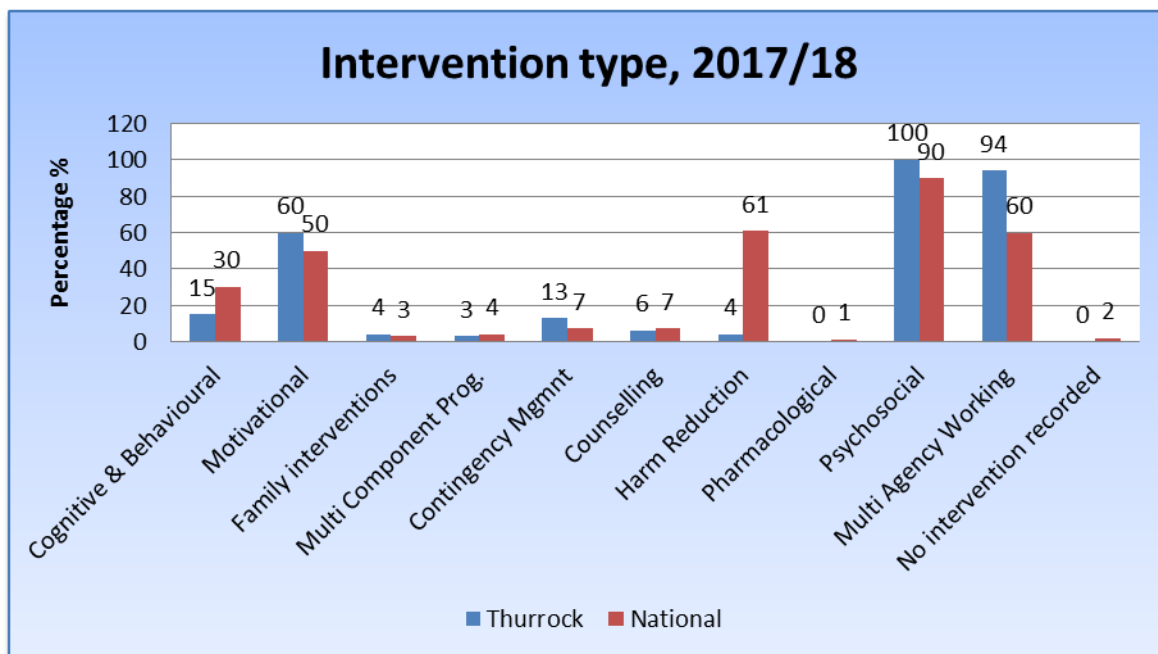
Figure 24: Children exiting treatment, planned exits and unplanned exits, 2017/18 (Thurrock and nationally)



Source: NDTMS

Young people have better outcomes when they receive a range of interventions as part of their personalised package of care. The figure below outlines the percentage of young people accessing different types of interventions in Thurrock and England. The majority of young people in Thurrock access psychosocial interventions followed by motivational interventions, whereas nationally more young people accessed harm reduction interventions as the second most common intervention. For Thurrock, cognitive and behavioural interventions were half the national level. However, almost all intervention types for Thurrock included multi-agency working, a level far higher than the national average and which demonstrates both the complexities of the local caseload and our excellent partnership working – something we expect the new service to incorporate and continue.

Figure 25: Types of substance misuse interventions accessed by young people in Thurrock and England, 2017/18



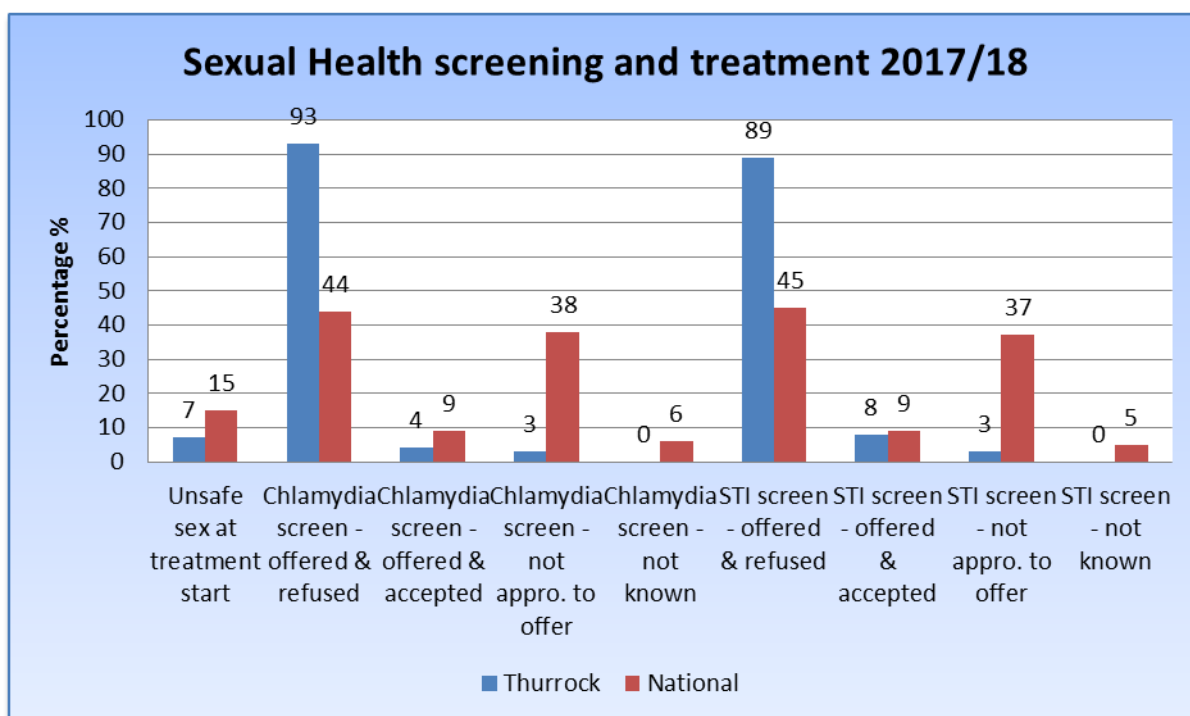
Source: NDTMS. Technical Notes: Overview of intervention figures are out of YP accessing specialist substance misuse services in the year to date period. Each individual is only reported once against each intervention type. † An individual may have received more than one intervention type so percentages may sum to more than 100%. Multi Agency Working figures are out of all young people receiving structured specialist treatment only.

The vast majority of interventions are delivered in the community (99%) which typically refers to schools or colleges. The remaining 1% of interventions are delivered in the home. This broadly reflects the national picture, which is 97% and 3% respectively.

Young people in treatment are, where appropriate, screened and referred for treatment for chlamydia and sexually transmitted infections (STIs). Thurrock young people report half the level of unsafe sex at treatment start compared to the national average. What we can see from the below figure is that the offered and refused percentage for chlamydia and STIs is twice that of the national average and we should better understand why the level of acceptance of sexual health treatment is so low. Against this, we can see that in over a third of cases it is not appropriate to offer chlamydia or STI treatment, which is significantly higher than the national average of just 3%. We know that in Thurrock much of the hidden harm casework is with children under the age of 13, hence why it is recorded in this way; unless a disclosure is made by the young person it would not be appropriate to offer such a young client a sexual health screening.

Offering free and open access to sexual health advice and treatment will help young people make healthy choices regarding their own sexual health. Thurrock’s Integrated Sexual Health Service currently offers young people sexual health advice and treatment when needed, which in turn can help to prevent unplanned teenage conceptions.

Figure 26: Sexual Health screening and treatment in 2017/18 (Thurrock and nationally)



Source: NDTMS

3.3 Criminal Justice

The 2016 Children and Young People’s Joint Strategic Needs Assessment (JSNA) tells us that young offenders (or those at risk of offending) are a highly marginalised group and often have greater health needs than the non-offending population, experiencing exposure to inequalities in health that persist into adult life, including a higher incidence of physical and mental ill health, sexually-transmitted disease, injuries, and early pregnancy in females.

Youth Offending Teams (YOT)/Services (YOS) consist of professionals from Social Care, Probation, the police as well as Health & Education. They work with young people aged 10-17 who have been either convicted in the Courts or have been made subject to a pre-Court outcome. Interventions can take place in the community or in the secure estate and are designed and implemented to address the risk factors that each young person presents. They also work with the victims of Youth Crime and manage restorative justice processes.

YOS prevention work focuses upon young people aged 8 to 17 years before they enter the criminal justice system but at a time where they are presenting offending or anti-social behaviour.

What do we know?

There were 207 offences committed in Thurrock in 2013/14 that were known to the Youth Offending Team – 174 were committed by males and 33 by females. This is in line with national and adult data. The most common type of offence committed was Violence against a person, with 53 of the 207

offences falling into this category. Drugs Offence accounted for 18 offences. Again, this is in line with national and adult data.

The assessed generic risk factors for young people offending and re-offending in Thurrock indicate that the most common risk factor is thinking & behaviour, followed by family and personal relationships, emotional and mental health, education, training and employment and attitudes to offending. The least common is physical health. An increase has been observed in young people presenting Emotional & Mental Health issues linked to their offending. However, this may be due to the increase of increasingly robust services within the YOS which is ensuring that issues are identified and managed. There also may be a link to the increase of young people being supervised who have been involved in serious youth violence and the emotional issues it can instigate. Perhaps surprisingly, substance misuse was the 4th lowest risk factor at assessment, out of 12 risk factors.

Due to high migration from the London Boroughs, the Thurrock YOS is supervising a number of young people who have links to serious youth violence and gangs. We remain vigilant to the strong association between this gang activity and its links to emerging drugs markets, particularly regarding county lines and cuckooing¹⁷. County lines refers to city-based gangs operating phone lines and transactions for drug dealing that permeate into surrounding areas such as from London and into Thurrock and the Home Counties. Cuckooing refers to gang members taking over the properties of vulnerable people in order to use the premises as a base to operate their drug dealing.

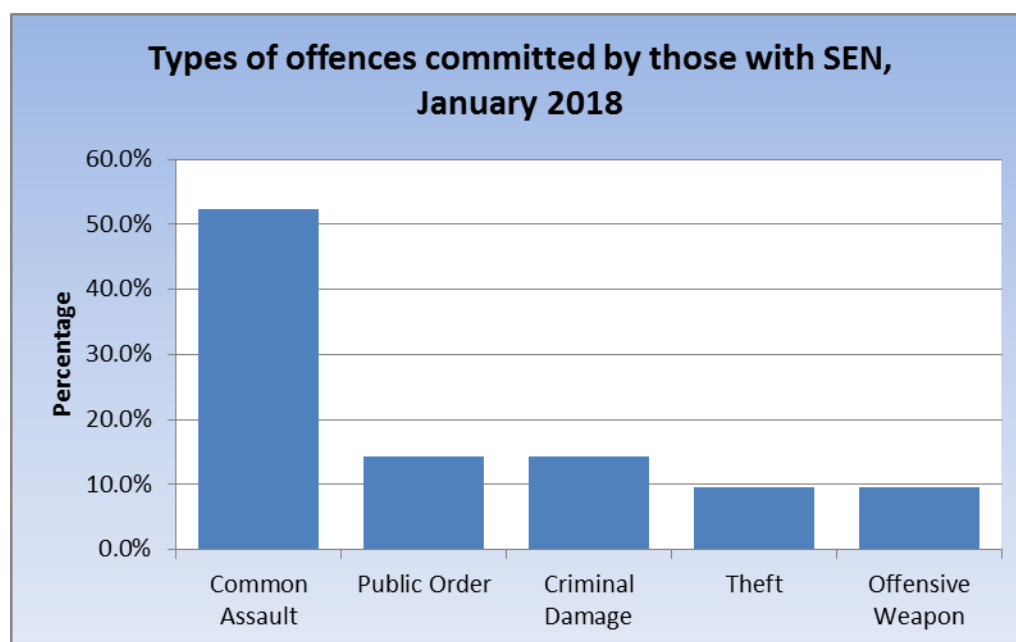
At the point of analysis (July 2018), 11 of the 54 cases on the YOS caseload (not including young people subject to prevention interventions or out of court disposals) had Special Educational Needs (SEN) recorded in their initial ASSET plus assessment (20%). Of these 11 cases, seven had Education, Care and Health plans (ECHP), two had Statements of special Educational Needs (SEN) and two had special needs identified but were not currently subject to an ECHP or SEN statement.

One key outcome measured by the YOS is the rate of reoffending 1 year post-conviction. Looking at all young people who offended in a six month period who are then tracked for a year, it was ascertained that 33% of them were identified as having special educational needs, which is proportionally higher than would be expected.

When considering the types of crimes committed by this cohort, it can be seen that the most prolific offence committed by young people with Special Educational Needs is common assault, followed by criminal damage and Public Order offences. The rate of common assaults committed by young people with special educational needs is higher than that of the general population, (52% as opposed to 39%) and the comparison is similar in respect of criminal damage and public offender order offences. It should be noted that these offences are often reactionary and directly linked to behaviour management, perhaps related to anxiety, frustration and communication problems.

¹⁷ Vice. How Drug Dealing Gangs Are Taking Over the Countryside. (2018)
https://www.vice.com/en_uk/article/zm84bx/how-londons-drug-dealing-gangs-are-taking-over-the-countryside (Accessed July 2018).

Figure 27 Types of offences committed by children with SEN, January 2018



Source: Thurrock Council Youth Offending Service, January 2018

What are we doing in Thurrock?

The YOS historically employed a full time substance misuse worker, but in recent years they referred clients to treatment and interventions facilitated by Thurrock’s young person’s substance misuse service. In 2013-14 over 8% of convictions were in relation to possession or possession with intent to supply of illegal substances but the use amongst our client base is far bigger. However, whilst this can increase other risk factors it is rarely the sole reason for their offending. The use of class A drugs is rare in young people in Thurrock, but there were a number of convictions of young people dealing crack & heroin in 13-14.

2017/18 NDTMS data tells us that 18% of young people in treatment had offending recorded as a sub-intervention for their multi-agency support package, meaning that almost 1 in 5 clients have been assessed as being involved in offending behaviour. In 2017/18 the young person’s substance misuse service co-located a member of staff in the YOS one-day a week. It should be noted that many of these clients will also be those noted in the YOS data.

Recommendations

Population

- The expected 30% increase in the 10-17 year old population over the next ten years and the uncertainty of what impact this will have on treatment numbers means we need to continually assess and be responsive to potential increases in service demand
- The major issues and future risk factors for Thurrock are the continued increase in migration from the London boroughs, especially in relation to the management of young people who have been involved in serious youth violence

Recommendations - continued

Population

- The increasingly diverse population and consequent increase in the BME population will result in changing risk factors and a change in interventions and supervision will be needed to meet these
- The increase of young people involved in gangs brings with it the increased risk of sexual exploitation and increases in vulnerability and safeguarding which has been evident over the preceding years. The strategy to manage this risk is more partnership working both locally and with the London boroughs which are the sources of the migration
- Additionally, although it is not yet presenting itself, there may be an increase in substance misuse issues specifically related to Class A addiction in young people and the provider must be responsive to this
- Provider to continue to be accommodating of complex cases with multiple wider vulnerabilities
- Commissioners to deepen their understanding of the A&E hospital admissions data
- Brighter futures partners to recognise that some young people state they are using drink or drugs to cope with worries/anxiety and to be responsive to this via targeted support or universal prevention and education interventions

Treatment population

- Provider to increase the acceptance of sexual health screening, where deemed appropriate/eligible and to explore why our referrals are lower and how to strengthen links to sexual health services
- Regularly review the use of Novel Psychoactive Substances ((NPS), also referred to as Legal Highs or Club Drugs) and adapt the treatment offer accordingly
- Reaching treatment naive parents who require treatment for substance misuse, due to children experiencing hidden harm, is a challenge for treatment services and something they must maintain a focus on
- Continue to ensure that appropriate links are being made locally between Brighter Futures partners and particularly between services for domestic and sexual violence, young people and substance misuse to address and support the specific and wider vulnerabilities set out in Figures 10, 19 & 20 and ensure strong multi-agency working remains a priority of the new service
- Commissioners to review the referral pathways from children and young person's health and mental health services to better understand the low referral rate compared to the national average
- Our use of harm reduction interventions is far lower than the national average and commissioners need to understand why this is the case and what the implications are
- Provider to continue to offer referrals for stop smoking support
- Commissioner to match the new service specification to the existing age eligibility of up to 18 years old, with exception for up to 25 years old if SEND/disabled and appropriate
- Provider to explore why fewer referrals come from those young people in apprenticeships or employment, compared to national average

Recommendations – continued

Criminal Justice

- Provider and commissioner to remain vigilant to the strong association between gang activity and its links to emerging drugs markets, particularly regarding county lines and cuckooing
- Continue to co-locate a young person's substance misuse service worker in the YOS at least once a week and recommend this in the updated service specification
- Brighter Futures partners to be vigilant of SEND children being disproportionately represented in YOS data and cater for their additional needs

4. Literature review summary

A comprehensive literature view has been conducted by commissioners, largely based on a review of articles and publications that resulted from a literature search conducted by the Aubrey Keep Library.

Key Points

Prevention & Education

- Prevention and education programmes carry a risk of increasing use of substances, but overall, the benefits outweigh these risks if even from a harm reduction perspective.
- Prevention and education work in schools is a key focus of the current young person's substance misuse service

Treatment

- The trends and high risk groups set out in the infographic in Figure 10 are explored in the below summary
- Family therapy is emerging as an area of best practice
- Multi-agency working is key to ensuring that the whole child is supported holistically
- Hidden Harm work with children of substance misusing parents/carers continues to have a strong evidence base
- Our Stop Smoking Service has long since forged effective partnership working with our substance misuse service and the latest evidence shows that this can be a mutually beneficial investment
- Coproduction should feature in programme development to prevent the focus being on what adults perceive the issues to be

Mental Health

- Rates of Common Mental Health Disorders (CMHDs) such as depression and anxiety have recently increased in the children and young people population
- Substance misuse can be linked to suicidal ideation
- Review partnership working with Mental Health services to ensure service delivery is not fragmented

4.1 Prevention & Education

How far we can go to prevent substance misuse is a topic of contention, since it is a fact that drug and alcohol problems persist in our society and generations of young people continue to use drugs and alcohol, whether that be experimentally, recreationally or to hazardous and harmful levels despite increasing awareness of the potential for harm.

Programmes designed to prevent substance misuse in young people have almost invariably been designed by adults, based on their concerns regarding drug and alcohol use rather than young people's experiences. It is important to note that there are intrinsic differences between adults and children of different ages. Furthermore, the experiences of this generation of young people likely differs greatly from the childhood experiences of the current generation of adults, particularly with the more recent boom in technology and the development of numerous social media platforms¹⁸. Evaluations of these programmes have also tended to be undertaken over a relatively short time frame and more longitudinal studies are needed to determine whether prevention and education is truly effective. According to Phil Harris', *Youthoria*¹⁹, this has led to the implementation of poor prevention programmes, which have resulted in poor outcomes and thus provide justification for disinvestment, with such strategies being branded as education rather than prevention.

However, there is a benefit to these overarching education-style programmes. Getting universal prevention messages across to large groups of young people can ensure that they take informed risks. The counter argument is that this heightens young people's awareness of the opportunities that exist, some of whom might seek out these opportunities. Education programmes, therefore, tend to focus on harm reduction messages, rather than the zero tolerance scare mongering messages that were favoured in the 1980s and 1990s; evidence shows us that young people take risks, it's their nature to do so, and as such minimising the risk should be the focus.

However, there is a case to argue for targeted or selective prevention. For example, we know that young people with key vulnerabilities as outlined above are much more likely to participate in such risk taking behaviour. We know that these young people tend to have poor school attendance or attainment, might live in a 'troubled family' unit, could be known to mental health services, be an open case with children's social care or even be in the care system. They are more likely to be engaged in offending behaviour and could already be in the criminal justice system, perhaps already on the caseload of the youth offending service (YOS). A limitation of this approach is that it's a generalisation and not all young people in these cohorts will be engaged in substance misuse. Moreover, there is a risk of stigmatisation and the feeling of being 'singled out' on top of other vulnerabilities young people may be facing. Indicated prevention is a method that targets those young people known to be engaged in risky behaviours and substance misuse. Interventions can help prevent normalisation or escalation of the behaviours and begins to cross over into the realms of treatment, often referred to as early intervention or early help.

¹⁸ Public Health England. (2015). The International Evidence on the Prevention of Drug and Alcohol use: Summary and examples of implementation in England. https://assets.publishing.service.gov.uk/government/uploads/system/uploads/attachment_data/file/669654/Preventing_drug_and_alcohol_misuse__international_evidence_and_implementation_examples.pdf (Accessed June 2017).

¹⁹ Harris, P (2013) Can Substance Misuse Be Prevented in Young People? *Youthoria*. 128-131.

The success of any targeted prevention intervention will be reliant on the skill of the facilitator/keyworker and honesty of the young person. Since a number of agencies might be working with that child or family a multi-agency approach with effective information sharing will be important to enable building up a more accurate picture of the true situation, particularly where young people attempt to play agencies off against one another. Reasons for doing so might include wanting to resist change, particularly where the behaviour or activity is seen by the young person as enjoyable and interventions are being enforced by statutory agencies, or where the young person fears dramatic intervention such as removal from a family unit.

The outcomes of specific prevention and education programmes across alcohol, tobacco and cannabis suggest that the initial short-term impact was similar for tobacco and alcohol. However, the longer-term impact on smoking reduction was three times higher than the reductions in alcohol use and that alcohol programmes were more likely to have no effect or a harmful effect in that they could increase drinking post-intervention. A larger scale study also found similar results; most effective in reducing tobacco consumption, then 'all drugs' then alcohol and finally 'soft drugs'²⁰.

The question of who delivers these programmes is important. Young people tend to respond poorly to teachers delivering drug and alcohol prevention messages in PSHE lessons; teachers are not supposed to be viewed as fallible but instead as pillars of the community with reputations to uphold. Having core subject matter teachers suddenly delivering messages about reducing the risks of substance misuse, or even delivering zero-tolerance messages can blur the lines between the teacher-pupil relationship. Measuring the learning is difficult, since many young people are likely to consider teachers as not coming from a position of experience. Those teachers that might share experiential messages further risk the teacher-pupil relationship, with the exception being those pupils that admire the risks their teacher may have taken, which then risks normalising the substance misuse.

However, having guest speakers from local substance misuse services overcomes this issue. The evidence suggests that if the messages come from one's peers the impact is even greater than teacher-led programmes, and that health professionals appear to be more effective delivery agents than peers²¹.

It is likely that a suite of coordinated and well-presented universal and targeted interventions will have the largest impact on reducing substance misuse, or risk of harm for young people living in the borough²².

As outlined above Hidden Harm is a term used in drug and alcohol treatment to refer specifically to young people whose parents/carers misuse substances. These parents/carers may be in treatment themselves and the young people might also have a substance misuse need of their own. It is a complex area of work, much of which sits within the realms of prevention and education since there

²⁰ Harris, P (2013) Can Substance Misuse Be Prevented in Young People? *Youthoria*. 154-155.

²¹ Harris, P (2013) Can Substance Misuse Be Prevented in Young People? *Youthoria*. 161.

²² Public Health England. (2017). Young People's Statistics from the National Drugs Treatment Monitoring System (NDTMS) 1st April 2016 to 31st March 2017.

https://assets.publishing.service.gov.uk/government/uploads/system/uploads/attachment_data/file/664945/Young-people-statistics-report-from-the-national-drug-treatment-monitoring-system-2016-2017.pdf (Accessed June 2017).

is a need to help young people understand their situation and divert them from falling into the intergenerational cycle of substance misuse. Furthermore, great care is required when working with this cohort because once the gravity of their situation has been unpacked before them they are almost always unable to change their circumstances by themselves. This topic will be explored further under 'Treatment'.

4.2 Treatment

Measuring the efficacy of treatment modalities for young people is a challenge. A young person's age is deemed to be a poor measure of maturity so it is not easy to determine which interventions suit a certain age group, particularly if the young people in question have experienced some degree of developmental delay.

With the exception of young children receiving support under the Hidden Harm agenda, young people in treatment are generally at a transitional phase whereby the safety of parental influences (however limited these may or may not be) fall into decline and give way to peer influences. Add to this an increase in emotionality and life stresses, particularly via relationships and exam or employment pressures and hormonal changes during puberty, and one can see how some young people might turn to substance misuse as a form of distraction, 'self-medication' or, a source of enjoyment. For this reason, the notion of abstinence-based recovery can seem a paradox. Instead, the focus is often to ensure that repeated exposure to substances does not lead to physical dependence in adulthood and that young people can be provided with the tools to avoid addiction and instead develop their resilience, increase will power and be directed towards meaningful activities such as hobbies, recreational activities or voluntary work that are all strong attributes to attaining life skills and achieving recovery²³. This is somewhat of a challenge considering that as children move into adulthood their opportunities to earn a wage and have disposable income both increase dramatically, therefore, enabling them to afford a lifestyle that might have negative connotations, could involve committing criminal offences if misusing banned substances and ultimately be harmful to their physical and mental health. On the other hand, employment is one of the most protective factors for health and well-being and as such may begin to reduce some of the fears or vulnerabilities that young people were facing during adolescence²⁴.

Treatment methods to address these risks and issues lie along a continuum with harm reduction at one end and abstinence-based recovery at the other. In between are a myriad of psychosocial interventions that include cognitive behavioural therapy (CBT), motivational interviewing (MI), counselling, 12-step programmes, multi-agency input, peer support, group work and 1:1 sessions all designed to lead the young person towards aftercare and recovery. For some young people enforcement (especially if known to criminal justice agencies) will come into play and treatment providers will be obliged to inform youth justice agencies whether or not a young person at the centre of a multi-agency action plan is complying with the terms of their court order. This in itself can have an effect on the client-keyworker relationship and thus impact on the success of the interventions.

²³ Harris, P (2013) Can Substance Misuse Be Prevented in Young People? *Youthoria*. 169 & 175.

²⁴ Waddell, G. & Burton, A.K for Department of Work and Pensions (2006). Is Work Good for your Health and Wellbeing?

https://assets.publishing.service.gov.uk/government/uploads/system/uploads/attachment_data/file/214326/hwwb-is-work-good-for-you.pdf (Accessed June 2018).

MI has been found to be effective with adolescent substance misusers in a number of studies. The brief intervention recognises that motivation for change occurs in stages and reflective listening is important in guiding the young person towards change. Reflective listening is an advanced technique that reflects back the deeper messages in the young person's statement.

The Thurrock service does not provide counselling in-house, but by working with existing Services such as the Emotional Wellbeing and Mental Health Service (EWMHS) it enables service providers to ensure continuity of care for children and young people and that the 'whole person' is being treated. Brighter Futures provides a structure for working in partnership with other services to improve this for CYP in Thurrock.

CBT is the most common treatment delivered in community settings for young people with substance misuse problems and is a generic name given that covers a wide range of cognitive and behavioural approaches. It assumes that human behaviours are governed by an individual's self-efficacy belief; our expectation that we can perform a task to a given standard. It is based less on ability than one's perception of their ability, something referred to as reciprocal determinism. Therefore, belief, performance and response are inter-linked. Where clients lack self-efficacy belief and turn to substance misuse as a coping strategy, CBT can be effective in assessing a young person's triggers in high-risk situations and then teaching them a range of coping skills to overcome the triggers without resorting to use.

The Twelve Step approach was developed in the 1930's for adults and has been adapted for young people. It is faith-based and a well-known version is Alcoholics Anonymous. These programmes are prevalent across the globe and have developed into Narcotics Anonymous and Cocaine Anonymous. Ostensibly a set of twelve therapeutic exercises, the programmes have become difficult to evaluate such is the extreme diversity of the organisation and its members.

Randomised Control Trials in young person's substance misuse treatment have shown that when comparing structured treatment approaches head-to-head at gold standard, there is no one treatment model that demonstrates superiority over another. This is referred to as the 'dodo-bird effect'²⁵. It is taken from *Alice in Wonderland* where the Queen announces that everyone is a winner and that there are prizes for all. Numerous studies including those of meta-analysis have shown that treatment outcomes are driven more by the relationship between the client and the therapist or keyworker than by the quality of the intervention delivered. Lambert's (1992) studies support this theory, where 15% of outcomes were based on therapeutic approach, 15% were a placebo response, 40% were attributed to extra-therapeutic responses such as gaining employment, entering a new relationship, etc., and 30% were driven by the client-practitioner relationship²⁶. This suggests that some focus in designing specialist substance misuse services relies on recruiting the 'right' people who will be able to develop rapport with young people and build that ever important client-practitioner relationship. This does not come without its challenges. However, evaluation and research of effective services could focus on characteristics and skill-sets of practitioners as a means of beginning to un-pick this complex issue.

²⁵ Luborsky, I., Rosenthal, R. and Diguier, L. (2002) The Dodo Bird Verdict is Alive and Well – Mostly. *Clinical Psychology Science and Practice*. 9, 3-12.

²⁶ Lambert, M.J. (1992) Implications of Outcome Research for Psychotherapy Integration. In Norcross, J.C. and Goldfrieds, M.R. (Eds.) *Handbook of Psychotherapy Integration*. Basic Books.

Many young people enter treatment independent of their parents or carers knowledge. There is sometimes good reason for this, especially where the young person might experience an increase in risk or safeguarding issues. Having said this, there is a growing body of evidence that tells us that where parents/carers can be engaged in the young person's treatment the outcomes can be improved²⁷. Currently this is not commonplace in the existing service. Systemic and behavioural family therapies and family case conferencing are examples of interventions that can be used to good effect. The impact could be far greater if completed in conjunction with family members who are in treatment with the adult drug and alcohol treatment service, since it would deepen the understanding of both the parents and the children and help them identify ways to further build on the progress they are making and to work together as an effective a family unit. This could also aid in supporting young people to overcome some of their vulnerabilities by building closer relationships with their family.

Effective multi-agency working and information sharing is key to success with this client group, whether the staff are co-located in one multi-agency service or operate as a virtual team but remain based in their parent organisation. The Thurrock service operates a blend of the two models, with one staff member being co-located at YOS one day a week. This increases the opportunity to facilitate casework with criminal justice clients, particularly where transport is a barrier due to the two services currently being based in separate towns within the borough. The current service is exploring further integration with the Brighter Futures work as this develops and this should continue in order to further increase effective partnership working.

Aftercare in young people is critical since their self-efficacy belief in change is generally lower than in adults, meaning a focus on abstinence-based recovery that is popular with adults is often an unrealistic proposition for many young people. The reasons for this include the fact that their exposure to the negative socio-economic aspects of substance misuse and the health impact, particularly regarding developing or accelerating long-term conditions do not begin to crystallise in the teenage years. Young people go through puberty at a stage where their brain is still developing, they often do not fully comprehend the consequences of their behaviour, Moreover, young people in treatment tend to have little or no prior experience to call upon, and as such the temptations and opportunities thrust upon them during the developmental stages of adolescence into adult may mean that they adapt rather than sustain change. This can particularly be the case if they continue to spend time with friends who engage in substance misuse, who may encourage them to resume their past behaviours. Furthermore, because trends in substance misuse develop so quickly, e.g. the rapidly changing NPS market, treatment methods are often lagging behind the realities of what young people are experiencing. Broadly, adults tend to relapse due to unpleasant mood states and conflict, whereas young people tend to relapse due to positive emotional states and social pressure, with alcohol being a common factor even if wasn't when they first presented to treatment²⁸. Harm reduction interventions help to reduce these risks when abstinence is not seen as achievable by the client.

Therefore, keeping young people on track with their treatment and ensuring they do not relapse and represent to treatment is a significant challenge with different drivers compared to the more

²⁷ Harris, P (2013) Can Substance Misuse Be Prevented in Young People? *Youthoria*. 209-2016.

²⁸ Harris, P (2013) Can Substance Misuse Be Prevented in Young People? *Youthoria*. 217.

established treatment methods seen with the adult population. Young people need to create or strengthen pro-social networks to assist with recovery back into mainstream society. Unlike the challenges of helping adults find meaningful employment, a big advantage with young people is that they will almost always be in some form of education that they can develop their engagement with to strengthen their recovery capital.

Where young people demonstrate a desire to give something back to the service for the treatment they have received, every opportunity should be taken to engage them onto a peer mentor programme, as is common in adult treatment settings. This is largely an emerging area within young people's substance misuse services and something that will underpin the evidence base mentioned earlier that young people are more likely to listen to their peers than their teachers, as in the case of prevention and education programmes. Moreover, those still in treatment can see that recovery is both tangible and achievable.

4.3 Mental Health

The rates of mental health conditions such as depression and anxiety has increased across adolescence, with anxiety disorders being the most common mental health problem in those young people presenting for substance misuse treatment. Children with anxiety disorders often delay the initiation of drug and alcohol use, however, once initiated consumption tends to increase dramatically²⁹. There is some evidence to suggest that even after cessation from substance misuse that anxiety disorders can persist.

Numerous studies have identified a prevalence of suicidal ideation in young people, the peak of which tends to occur in early adolescents through overdose or self-harming behaviours for example cutting, but few attempts result in death. The rates are higher in young people who misuse substances and poly-drug using and opiate misuse are the substances most associated with suicide. In Thurrock we currently don't have any opiate or crack using clients in treatment in the young person's service; however, poly-drug misuse is very common, with 52% of those in treatment in 2017/18 reporting using multiple substances. In spite of this, the service has not had a client death in the duration of its expiring 5-year contract.

As noted under 'treatment' above, effective multi-agency working with EWMHS and the Brighter Futures agenda is important to ensure that the whole-child is supported and that treatment is not fragmented between agencies working in silos.

²⁹ Harris, P (2013) Can Substance Misuse Be Prevented in Young People? *Youthoria*. 202-203.

Recommendations

Prevention & Education

- Preventative interventions should continue to feature in future service delivery
- Service design should involve further development of peer-led programmes to enhance and diversify the offer and overcome the risk of adults designing interventions based on their perception of the risks rather than the actual experiences of young people

Treatment

- Specialist services to deliver DAAT are necessary for CYP although a partnership approach to delivering services to CYP in Thurrock is important. Services should integrate as part of the Brighter Futures group of services to maximise benefits to children and their families whilst giving appropriate support to other professionals involved in their care
- Where practicable, programmes should be co-produced with young people to prevent the focus being based on adults' perceptions of the issues
- Evidence supports family therapy being available, this should be considered as an offer as part of the new service specification but needs to be child led and clearly will not be appropriate in every therapeutic relationship. There is particular benefit if any adults in the family unit who have a substance misuse need are also in treatment
- Future treatment options should include Motivational Interviewing, CBT and Twelve Step programmes at the discretion of the client
- Motivational interventions are utilised more in Thurrock when compared to national trends where Harm Reduction interventions are considerably more prominent. A deeper analysis of this intervention should be conducted by commissioners to understand whether our new service provider should offer more harm reduction interventions to our residents
- Continue to offer Hidden Harm support to children affected by parental substance misuse
- Provider to continue to refer to stop smoking support services
- Continue to work closely with the mental health services (EWMHS) to ensure that if young people complete treatment for substance misuse that they can receive any necessary help for enduring mental health problems such as depression or anxiety disorder

Mental Health

- Continued and further integration as part of Brighter Futures and partnership working with Mental Health services will be beneficial for improving outcomes for children, young people and their families
- Ensure that the service remains vigilant to the heightened risk of suicide across its client base; such is the link between suicidal ideation and substance misuse.

5. Tier 4 treatment provision and prescribed treatment modalities

Key Points

- Tier 4 treatment and prescribing modalities for Thurrock children and young people are incredibly rare
- These treatment modalities have not been activated during the five years of the expiring contract

Tier 4 treatment refers to those clients who require an inpatient or community detoxification or rehabilitation programme. This is a highly specialised area of drug and alcohol treatment more typically seen in the adult treatment population, since such clients have experienced chronic substance misuse and this is not something we tend to see in the under 18 population.

Where clients are in need of a prescribed treatment modality, on the rare exception that it's required, the service is able to provide this in partnership with the adult drug and alcohol treatment service who are commissioned to provide prescribed treatment modalities e.g. opiate substitute therapy (OST) (more commonly known as methadone) or medication to help with medical withdrawal from alcohol. In the lifetime of the expiring 5-year contract the incumbent service provider has never needed to utilise this partnership agreement.

The future needs of Thurrock young people do not indicate a risk of a sudden high demand in Tier 4 or prescribed treatment modalities, but we will remain vigilant to local drug market trends and treatment activity.

Transition into adult service

Currently, if a young person in treatment is approaching the age of 18, a decision is reached between the adult and young person's service as to whether it is appropriate to keep them in the young person's service or transfer them into the adult service for a continuation of their treatment episode. This is decided on a case by case basis, is good practice and should continue in the future.

Recommendations

- The future service specification should retain the current clause regarding partnership working with the adult service to cater for such exceptional cases

6. Return on Investment

Key Points

- The existing service model represents good value for money, with high quality interventions and strong performance
- Waiting times have been an area of focus for improvement, and service growth helped address this

6.1 Benchmarking and cost impact of service

A Department for Education cost-benefit analysis found that every £1 invested in specialist substance misuse interventions delivered up to £8 in long-term savings and almost £2 within two years, meaning that this can be a cost-effective way of reducing future demand on health and social care services. A life course approach to drug prevention that covers early years, family support, universal drug education, and targeted and specialist support for young people is one of the key aims of the Government's 2017 Drug Strategy.

How does our current service compare?

The Thurrock Drug and Alcohol Action Team (DAAT), (part of Public Health) conducted a comprehensive benchmarking exercise back in 2015/16, see appendix 1. This incorporated 3 other CIPFA comparator upper tier local authorities and measured the Thurrock services against performance and cost. In summary, the Thurrock service was seen to have strong performance, with an excellent representation rate demonstrating interventions were of high quality, thus ensuring clients exit treatment and remain in recovery.

The only noted improvements to the service offer were length of waiting times which could have been better. At the time this was attributable to the small staff team that has since seen growth by 50%, plus additional roles for student social workers and an apprentice. A peer mentoring scheme was also launched, which evolved into an accredited offer in 2017/18.

In 2016 the service was the lowest cost across those compared in the benchmarking exercise at almost 5 times cheaper. The budget for the Thurrock young person's service has since increased from £75,000 to £135,000, yet this would still place it at over 2.5 times cheaper than the comparable services. Anecdotally, Thurrock DAAT has spoken with other local commissioners regarding their young person's services and this latest figure still seems to be the case.

Recommendations

- The current service model should be retained in the new service specification

7. Co-production

Key Points

- Service users are happy with the existing treatment offer
- Parents/carers also value the existing treatment offer
- Staffs' friendliness, knowledge and expertise is highly valued
- (A caveat of this section is that the sample size was small)

7.1 Service user and stakeholder engagement

Service users and stakeholders have been invited to engage in the retender of this service. Service users were contacted by the incumbent provider and stakeholders were written to by commissioners asking for any comments or recommendations on the existing service. Commissioners also attended Thurrock's Youth Cabinet and will be devising an electronic survey to send out to its members for cascading across the secondary schools in the borough.

Meantime, commissioners met with a two client groups accessing treatment at the incumbent provider, to seek their views on the current service offer. The questions for the Youth Cabinet and clients are in appendix 2 and the transcript from these sessions with the clients is in appendix 3.

The first session was with a 17 year old female cannabis user who had been in treatment for just over a month. They gave a very positive account of the support they had received and, whilst stating that their parent felt she shouldn't require structured treatment to address her cannabis misuse, the client herself felt this would not have been possible alone. In terms of accessing family sessions, they felt their parent might be awkward if attending a session with them, but could see the value in it. They could not identify any areas to strengthen the service offer, felt the service was accessible and would recommend it to peers.

The second session was with a family unit comprising a mother, grandmother and three of five children, albeit the 3-year-old did not actively participate. The children were accessing the service to receive support for Hidden Harm; the now estranged father/step father had been the misusing adult in a complex multi-agency case. Their involvement with the service was due to end in the coming weeks. All participants heavily valued the support they had received and felt it had enabled them to become closer as a family. The children felt the support they had received had helped them to understand their emotions and they valued their independent time talking with the keyworker. All family members felt the service was accessible and the parent and grandparent valued both the independent and family sessions. Of particular note were the 'unsent letters' that the children wrote and gave to their mum, which deepened mum's understanding of what her children were experiencing and brought them closer together. The family could not identify any areas where the service could be improved and had already recommended the service.

It is important to note that the service provider was the gatekeeper to organising these primary sources of research and an element of bias should be factored into this. Nevertheless, clients were sought based on their availability and willingness to participate, for which commissioners are grateful.

Other relevant stakeholders such as the current adult and young person’s substance misuse treatment providers and the Children’s Services team at Thurrock Council have been contacted as part of the service specification refresh and ultimately will support in shaping the design of the service as it goes through the re-tendering process.

Recommendations

- To offer more family sessions where assessed as appropriate
- No further areas to strengthen the existing treatment offer were identified by the service users and the parent or grandparent

8. Conclusion

The above document makes a series of recommendations under each section, of which will be cross referenced with the existing service specification and updated where necessary.

The epidemiology section in this document tells us that we can expect to see a significant increase in the young person’s population in Thurrock over the next decade, and particularly so in those aged 10-17 years old. Quite how many of these young people will require treatment for substance misuse is hard to determine since the prevalence estimates for substance misuse are virtually impossible to determine, and due to the revised approach to delivering coordinated preventative interventions under the Brighter Futures umbrella of services, many young people may be diverted from becoming problematic substance misusers. This will be an area of close monitoring over the coming years.

It is right that we continue to offer coordinated packages of care that address the wider determinants of health, such as referrals to sexual health and stop smoking support services and partnership working with mental health and youth offending services (YOS) to safeguard our young people. We must remain vigilant of the local drugs market and associated gang activity.

The literature review confirms that with regards to prevention and education programmes, the benefits of preventing harm outweigh the risks of increasing awareness and usage of substances and that such programmes should continue. Where practicable, peer mentors should support these initiatives since it has a greater impact on young people than when delivered by school staff alone.

The service should continue to integrate as part of Brighter Futures to strengthen multi-agency working and further improve outcomes for children, young people and their families. The current service demonstrates strong performance and balanced caseloads, suggesting the size and structure of the service is meeting the needs of the local treatment population.

So in response to the question of whether the population in treatment demonstrate the expected characteristics based on the national literature review evidence and the data on high risk groups, we are confident that the answer is yes. Has the current provider targeted and ‘found’ the highest risk groups of children and young people? Based on the above evidence of those children and young people in treatment with multiple specific and/or wider vulnerabilities the answer also has to be yes.

9. Appendices

Appendix 1: DAAT Benchmarking, 2015



150807 DAAT
Benchmarking v5 Dra

Appendix 2: Service User/Parental/Youth Cabinet questions



SU-Parental-YC
engagement.docx

Appendix 3: Service User & Parental feedback



Service user
feedback - CYP DAAT

This page is intentionally left blank

**Safer Essex
Violence and Vulnerability Framework
June 2018**

Contents

- 1. Introduction**
 - i. Definition and Scope**
 - ii. National Background**
 - iii. The Essex Context**
 - iv. The Essex Response**
 - v. Intention and Goals**

- 2. Data and Understanding**

- 3. Awareness and Education**

- 4. Prevention and Interventions**
 - i. Interventions**
 - ii. Workforce Interventions**
 - iii. Enforcement**
 - iv. Challenges**
 - v. Outcomes**

- 5. Leadership, Partnerships and Co-ordination**

Why is it important?

 - i. Understanding**
 - ii. Information sharing**
 - iii. Cross-county and cross-district / partnerships**
 - iv. County Lines**

How can we make a difference?

 - v. Leadership and Responsibilities**
 - vi. Influence**

- 6. A Framework of Touchpoints**

APPENDICES

- A. Activity across Essex**
- B. Risk Factors for Gang Involvement**
- C. Suggested distribution network for this Framework**
- D. Bibliography, References and Links**

1. Introduction

i. Definition and Scope

This Framework is designed to create a set of principles to which all partners can work, helping to align and streamline activities that will raise awareness, act as interventions and support the vulnerable. We recognise that the Framework cannot dictate how individual organisations work, but its content sets the scene to facilitate the conversations necessary to create an environment of a co-ordinated approach. The Framework can be used to recognise the opportunities for joint-commissioning.

This Framework seeks to cover all types of serious violence and vulnerability including, but not exclusively, gangs and county lines activity.

The Home Office define a gang as being:

A relatively durable, predominantly street-based group of young people who

- ***see themselves (and are seen by others) as a discernible group***
- ***engage in criminal activity and violence and may also***
- ***lay claim over territory (not necessarily geographical, but can include an illegal economy territory);***
- ***have some form of identifying structural feature; and/or***
- ***Be in conflict with other, similar groups.***

This definition is useful because it covers the 'County Drug Line' activity which is the predominant manifestation of Gangs in Essex. Conflict between other 'County Drug Lines' or local dealing networks in an area can lead to the violence. This is the overriding concern in terms of risk.

This Framework acknowledges that there are clear links between gangs and other activity relating to violence and vulnerability. This widens the scope of the Framework to include

- Serious violence
- CSE
- Missing persons
- Modern slavery
- Human trafficking
- Drugs

Whilst all of these themes are important, and the recommendations made in this Framework are widely applicable, it is recognised that pre-existing work in some areas means that the starting points are different.

ii. National Background

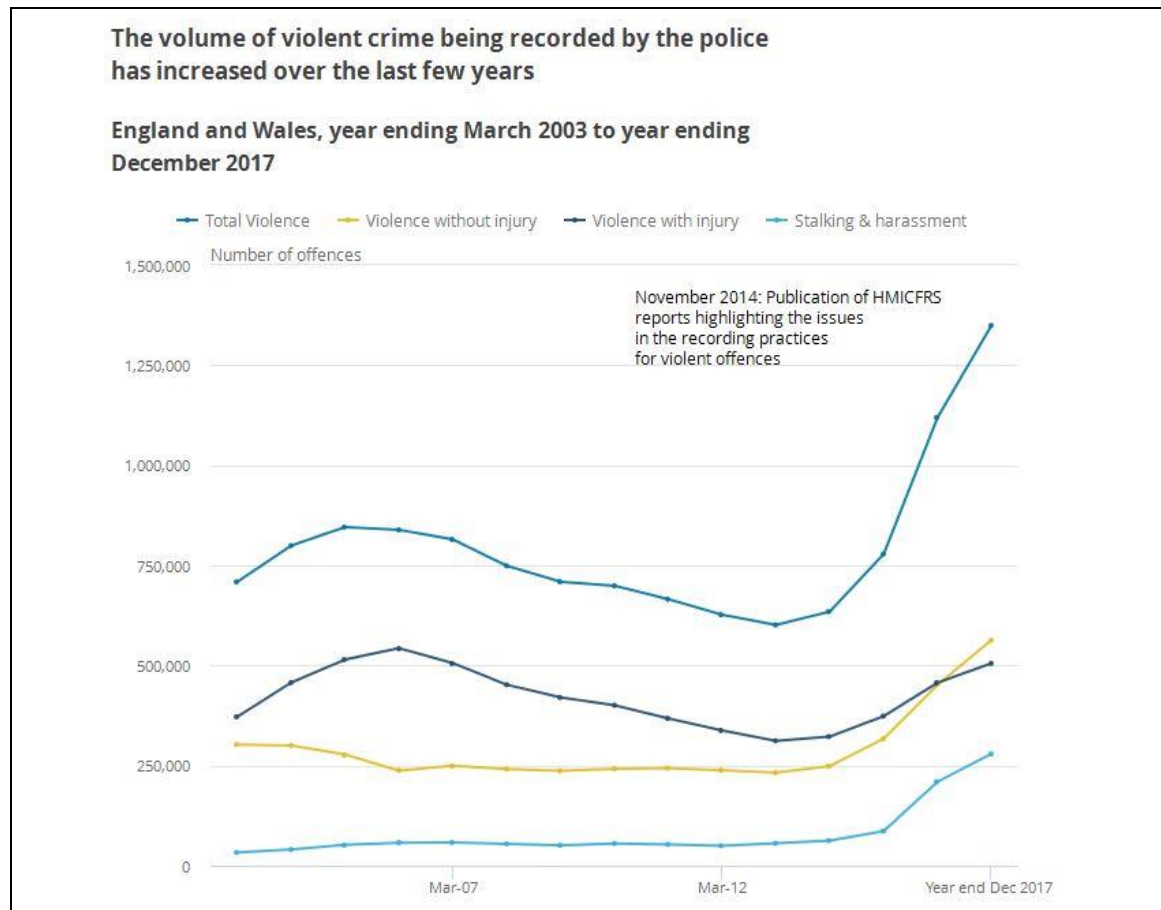
In April 2018 the Government published a **Serious Violence Strategy**, in response to recent increases in knife crime, gun crime and homicide. It makes specific reference to the rise in incidents involving corrosive substances and violence resulting from county (drug) lines.

The Serious Violence Strategy stresses the importance of early intervention and of Government, public sector, voluntary sector and private sector working together to respond collaboratively. It specifically references police, local authorities, social services, youth services, health and

education, as well as highlighting the roles of Police and Crime Commissioners and Community Safety Partnerships.

Also in April 2018 the Office for National Statistics published the Statistical Bulletin for Crime in England and Wales: year ending December 2017, which shows the total volume of (reported) violent crime increasing steadily since March 2013 (*illustrated in the graph below*).

The same publication shows the number of police recorded offences involving a knife or sharp instrument rising for three consecutive years since 2015.



Source: Police recorded crime, Home Office, via ONS

This was followed in May by the National Crime Agency’s **National Strategic Assessment of Serious and Organised Crime**. This makes significant reference to gangs, violence and vulnerabilities (including Child Sexual Exploitation (CSE) and Modern Slavery). These two documents were preceded by the **2017 Drug Strategy** (published in July 2017). The Drug Strategy makes links between drugs and other forms of crime – including acquisitive crime, sexual exploitation and violence. The social and economic cost of drug supply in England and Wales is estimate to be £10.7 billion per year. The strategy advocates a collective approach that will not only reduce drug use but will also ‘reduce crime, improve life chances, promote better health and protect the most vulnerable in our communities’.

iii. The Essex Context

Although crime associated with violence and vulnerability has traditionally happened in private spaces we have also seen an increase in violence in the community. Exploitation of the vulnerable is a growing issue that requires a collective response. Gang activity driven by county lines is having significant impact on some areas of our county, while other areas are at risk of being affected. The range of impacts, on both children and adults, mean that a number of partners are, and must continue to be, engaged in how the issue is addressed.

iv. The Essex Response

In Essex we need our own local response to the issues of violence and vulnerability, but we also need to work with our partners in neighbouring areas, including London, Kent, Hertfordshire, Cambridgeshire and Suffolk. We know that there are significant links between London-based gangs and drug activity in Essex, through county lines. There are also links between activity in Essex and in other neighbouring counties – and it is vital that we work with our partners across borders to give a united and unified response to tackle this national problem.

We also know that instances of serious violence are still increasing. Gang-related recorded crimes increased from an average 3 per month in 2016 to 9 per month in 2017, and knife crime offences increased from 1,716 in 2015-6 to 2,321 in 2016-17. The problem we face is a growing one, and one regarding which we are still gathering intelligence to help our understanding. Only by having a joined-up approach can we have the scale of impact necessary to make a difference.

v. Intention and Goals

The intention of this Framework is to:

- **improve research and understanding**
- **raise awareness**
- **to co-ordinate the existing activities of partners across Essex, Southend and Thurrock**

The overall goals of this work are to:

- improve **visibility** and **awareness** of partnership activity around violence and vulnerability
- increase the occurrence and effectiveness of **prevention and intervention** activities
- to identify opportunities **to add value** to existing and planned activities
- **to identify gaps** in current and planned activities
- to highlight areas where **cross-border and partnership working** would be beneficial

The Framework is aimed at strategic decision-makers but will be made publically available for any interested party to access. Appendix B lists some of the partners who will be key in helping to share this Framework.

2. Data and Understanding

Understanding the current activity that is taking place (both what and where), and who and where those most vulnerable to harm are living, helps us to target prevention and intervention work to maximise impact.

Violence and vulnerability, particularly that involving gangs, is a growing and evolving challenge. Having up to date information, and identifying trends and changes, can help us to predict what is likely to happen in the future and enable us to find the best way of reducing harm.

Case Study: Essex Data Project

The Essex Data Project will collate data from a number of partners (including Education, Children's Social Care (Assessment & missing), Adults Social Care, Youth Offending Service, Drugs & Alcohol, Community Rehabilitation Company, Police crimes, ASB and Missing persons data). This will be linked and reviewed to create dashboards which can guide targeted intervention. The Essex Data Project has brought together partners to develop a platform that will be able to build an accurate picture of Essex. The data will not be 'live' but will be updated to ensure a realistic and relevant information source is available. The data will be mapped against other information (such as location of key services) and used to inform a strategic intelligence product. There will also be a predictive element to help inform planned activities and behaviours. The Project is a good example of how joint-working is beneficial; partners have collectively scoped the requirements of the platform, shaped data sources that will add value, designed dashboards and signed up to an information-sharing protocol – as well as providing the data that will help to inform others.

As well as understanding the local data about activity and vulnerability, it is important to understand the drivers that lead people to make the choices which result in them engaging with gangs and becoming perpetrators of violence.

- Lack of role models
- Want of a family
- Not knowing how to exit
- Identity and belonging

The figure in appendix B shows a comprehensive list of risk factors for gang involvement.

Alongside statutory organisations who are responsible for delivering this framework, the voluntary sector also has a key role to play. It is important that their potential to add benefit is recognised. As well as assisting in awareness raising and delivering interventions voluntary sector organisations should be engaged in early stages of information gathering and analysis, so that they can be better sighted and have greater buy-in to subsequent delivery.

It is also important to listen to the voices of children and families who are and have been affected by issues of violence and vulnerability. This will ensure that language is appropriate and that interventions are most likely to have a positive impact.

We must:

- Ensure that we look at data about known vulnerabilities, as well as that which tracks incidents of violence
- Ensure that we know which partners hold data, and what this relates to
- Identify gaps in data that need to be filled
- Recognise the benefits of data sharing, understanding that sharing data helps others to better fulfil their objectives, contributing to a reduction in the overall impacts of violence and vulnerability on individuals and on society
- Ensure that we share intelligence wherever possible
- Ensure that we share information and data responsibly adhering to GDPR and information sharing agreements where appropriate
- Ensure that we understand how data can be shared in a secure environment
- Analyse collective intelligence together
- Ensure that where actions are identified that cannot be undertaken by the organisation holding that data, the recommendations should be shared with partners

3. Awareness and Education

Raising awareness of gang violence and vulnerabilities helps to tackle the cause of the problem. It can be used to identify children and vulnerable adults at risk but also highlight issues impacting communities. Awareness work does not single out individuals, but rather focusses on identified geographic, demographic or sociographic groups where it is believed it will have maximum effect or where need is believed to be greatest. There are existing local activities educating against the threat of violence and raising awareness to recognise the signs of vulnerabilities particularly with young people including:

- Localised commissioned school programmes for primary, secondary and parents (see appendix A)
- Localised commissioned awareness programmes for practitioners e.g. Gangsline workshops
- Crucial Crew for year 6
- Children's Society awareness programmes
- Essex Fire and Rescue – Fire break
- Community Safety Partnerships sharing knowledge, data and understanding of current picture with schools and agencies
- Essex Youth Offending Service – Gangs prevention service
- Essex Youth Service - Targeted Intervention through outreach youth workers in hotspot areas (disruption activity)
- Risk Avert Programme

Targeting children and young people who are in education is a key early opportunity to educate and reduce their vulnerability and risk to criminal activity. The Home Office Serious Violence Strategy (April 18) identifies education as critical as it is recognised that the majority of children and school-aged young people remain in school until they legitimately leave. There is evidence that identifies those that are in care, alternative education and school exclusions puts children at high risk of being exploited for offences such as drug market related violence. Targeted awareness in schools and with practitioners is essential to ensure awareness is created to the most vulnerable groups.

The primary threat of gang activity in Essex is drug related offences, with the significant and growing increase of county lines and the impact this is having on vulnerable individuals at the end of the supply chain. The Home Office 2017 Drug Strategy (July 2017) recognises that 'In 2015-16 17% of the young people accessing specialist substance misuse services were not in education, training or employment and 12% were looked after children'

There are opportunities to collaborate and work together with existing specialist drug programmes to support those most at risk.

Alongside local activity there has been a lot of national work that provides information and guidance on awareness raising and spotting the signs of vulnerability (see Appendix C). These resources should be utilised when raising awareness with practitioners and partner organisations. Awareness campaigns should not conflict or compete with existing activity ensuring resources are used efficiently. Safeguarding responsibilities also need to be considered when creating campaigns, ensuring that the content is age appropriate and factual.

Violence and vulnerability is sometimes a hidden harm with abuse occurring behind closed doors, often not recognised or reported. Awareness activity should also include public campaigns to empower all to spot the signs, report concern and seek support. To maximise any campaigns a multi-agency approach should be considered to increase coverage across Essex and deliver a consistent message.

Case Study: I Didn't Know Campaign

The multi-award winning I Didn't Know campaign in Essex was set up collaboratively between Essex Police and Southend, Essex and Thurrock's (SET) Local Safeguarding Children Boards. The SET CSE Strategic Group identified in 2015 that a public facing awareness raising campaign had not been implemented across SET and the concept for the campaign was inspired by the highly acclaimed film project designed and created by the Essex Children in Care Council. The original film won a local youth award and was shortlisted for the national Children & Young People Now Awards. The campaign was expanded in 2017 to shine a spotlight on how grooming and sexual exploitation can be a part of the wider exploitation of children, such as trafficking, criminal exploitation by gangs and organised crime networks and attempted to identify with young people who may feel trapped through the grooming process to commit crime and abuse other young people and importantly emphasise that they can get help and support too.

We must:

- Ensure that awareness messaging is factual and provides local context of current picture
- Ensure that awareness raising is age appropriate and inclusive
- Provide information on how to 'spot the signs' of those who are most vulnerable being targets
- Expand/review messaging on existing programmes to include violence and gang associated messaging e.g. Drugs programmes
- Engage with voluntary organisations to support and engage with any awareness activity e.g. Neighbourhood Watch, Active Citizens, Youth Clubs, Boys and Girls Clubs,
- Develop and use Multi agency campaigns to raise awareness
- Ensure that organisations link with the educational sector (both primary and secondary) to both encourage and support young people to remain in mainstream education for as long as possible and to support delivery of any violence and vulnerability programmes

4. Prevention and Interventions

Awareness activity can be a critical part of a response to violence and vulnerability however awareness itself does not create the necessary changes in attitudes or behaviours, therefore a preventative intervention activity is required. Preventing young people from becoming involved with gangs, violence and vulnerability is crucial if the cycle of gang violence is to be broken. Prevention is the stage after awareness, and includes diversionary activities and interventions targeted at those groups who are known to be most vulnerable (either vulnerable to becoming victims or to becoming perpetrators).

i. Interventions

If young people are to be persuaded to change their lives there must be a genuine offer of an attractive alternative to gangs. Interventions that support individuals need to be appropriate and fulfil their individual needs and focus on the positive; this should include making better use of the abilities, ambition and enterprise for young people. Appendix A shares current intervention activity that is happening across Essex.

Successful interventions for individuals known to be at risk can include:

- **121 support work and mentoring** – One to One non-judgemental relationship, where a mentor gives time to support and encourage another. The support can vary giving direct (attending and supporting appointments) and indirect emotional and role model led support. In Essex the Youth Offending Service – Gangs Prevention Service are providing tailor-made mentoring programmes of 2-12 sessions for individual young people.
- **Education** – Continuing to engage young people in education allows the opportunity to keep young people safe and give time and opportunity to educate in the risks of violence and associated activity. Those at risks are likely to be in alternate educational provisions including PRUs. This again has a vitally critical job to continue to ensure the young person remains engaged with educational activities. Educational establishments cannot do this on their own and require the support of a multi-agency approach. To increase engagement with education there is opportunity for community groups and 3rd sector groups to work together. Educational establishments can provide support further by ensuring information is shared through school transitions and with partners.
- **Social alternative** – Creating a suitable environment for gang exit means having in place a number of social opportunities. The following all play a part in persuading young people to leave a gang lifestyle:
 - Housing, which must be accompanied by ongoing support and advice
 - Employment, that is both legitimate and stable – In Essex we have an opportunity to work with large businesses who operate in Essex to create innovate employment initiatives.
 - Mental, emotional and physical health needs, which can be ongoing after exit need to be supported.
 - Enterprise opportunities
 - Support from community and third sector groups e.g. youth groups, sports clubs, music and art organisations
- **Transition service** – Interventions needs to ensure that they are available for as long as the vulnerable person requires the support; this includes supporting young people transitioning

to adults. In line with the National Transfer Policy, Essex Youth Offending Service (YOS), National Probation Service (NPS) and Community Rehabilitation Company (CRC) have agreed to meet quarterly to consider all potential and actual transfers of young people aged 18 and open to Youth Offending Service.

- **Parent and Family support** – It is important to also support the families around the individuals, as they all face a mix of problems that could reinforce the risk of violence. It is important to utilise and collaborate intervention activity that supports the family. The Government’s Troubled Families programme is a programme of targeted intervention for families with multiple problems, including crime, antisocial behaviour, truancy, unemployment, mental health problems and domestic abuse. This programme is seeing a decrease in the proportion of individuals cautioned and convicted. (*DCLG, 2017, National evaluation of the Troubled Families Programme 2015 – 2020 Family Outcomes – national and local datasets*).
- **Young Offenders** – we recognise the benefits of developing programmes with Essex Police. It is important to engage with the Children & Young People and ASB Manager within the Local Policing Support Unit, who can help in developing the role of Essex Police.

Case study: Missing and Child Exploitation (MACE) meetings:

A MACE meeting is one meeting but in two parts to enable effective, timely and efficient information sharing: (1) reviewing plans for individual victims of exploitation and those whom are most vulnerable from missing episode(s); (2) identifying local responses to disrupt, locate vulnerable communities and vulnerable children and young people.

Information sharing across partners and understanding of criminal exploitation is improving, with greater focus on methods of exploitation such as cuckooing, drug running and debt bondage, whereas previous information focused heavily on female victims of sexual exploitation only.

An evolving picture of criminal exploitation is being identified through MACE part 1, which in turn has led to more effective information sharing around perpetrator behaviour and criminal exploitation methods in MACE part 2. Case study examples include:

- eight interventions through MACE part 2 which have taken place directly in the centre of an identified hotspot that was later removed, helping to evidence the effectiveness of interventions through MACE 2 in reducing exploitation across Essex.
- a request made to Tendring District Council to fund Youth Service outreach to disrupt anti-social behaviour and associated issues in Clacton town, which was agreed.
- a request made to Colchester Borough Council to raise exploitation awareness amongst the town bus drivers / companies.

ii. Workforce interventions

We also need to recognise windows of opportunity to intervene with young people on the occasions they come into contact with services, e.g. for emergency hospital treatment.

Individuals who are vulnerable often have many organisations who are providing support, this becomes more prevalent when the individual is a child for example; a Doctor, Police, Youth Worker, Health Visitors, Teacher, Community Group may all have contact. Often, at least one of these practitioners would be a trusted individual with a strong relationship with the vulnerable person. Considerations should be given to upskill these practitioners to provide intervention support rather than commissioning new intervention agencies that creates another touch point. It is not necessarily appropriate to include another intervention practitioner into an already overcrowded support network. For interventions like this to succeed it is important that a

collaborative multi-agency approach is in place. This could be done by creating a 'team around the worker' approach which reduces the risk of fragmenting existing relationships.

iii. **Enforcement**

Enforcement has a role to play in reducing violence and putting an end to gang activity. Enforcement is arguably the most severe of interventions, and an essential tool to deal with those who choose, regardless of other options, to remain involved in gangs, violence and criminality. Often perpetrators could also be victims of crime. Enforcement activity needs to be considered alongside other intervention to ensure the right support for the individual is achieved and a positive outcome is reached. In order to achieve this a multi-agency response would be most appropriate.

Essex Police has a number of enforcement powers to disrupt and deter individuals and groups involved with violence and targeting vulnerabilities:

- **Community Protection Notices (CPN)** were introduced in the 'ASB, Crime & Policing Act 2014 and can be issued in order to tackle the issue of Anti-Social Behaviour. They can be issued by Police Officers, PCSOs and Local Authorities. Operation Raptor officers in Basildon and Southend were believed to be amongst the first in the UK to use CPNs to tackle gang activity. CPNs were issued to gang members who caused nuisance, annoyance or disorder in the community by dealing drugs on the street, taking over the homes of vulnerable people from which to deal (cuckooing) and using vehicles to transport and sell drugs.
- **Criminal Behaviour order (also known as a CBO or CRIMBO)** came into force in 2014 and is aimed at the most serious and persistent offenders where their behaviour has brought them before a criminal court. CBOs may be an appropriate response to any type of offending and are not limited to 'low level' antisocial behaviour. A CBO can be used to disrupt gang offending (such as drugs, firearms) with prohibitions to prevent gang offending including: non-association, exclusion zones, curfews and possession of unregistered mobile phones
- **Gang injunctions** introduced in 2011 gave police and local authorities new powers to deal with gang-related violence. A gang injunction is a court-issued order prohibiting gang members from participating in certain activities such as being in a particular area or association with particular people. The overarching aim of the gang injunction is:
 - I. To prevent the respondent from engaging in, or encouraging or assisting, gang-related violence or gang-related drug dealing activity; and/or
 - II. To protect the respondent from gang-related violence or gang-related drug dealing activity.

A gang injunction should be carried out using a multi-agency approach and should be supported by a wide range of evidence. It is important to identify if criminal proceedings are taking place in order to ensure the criminal and civil proceedings do not undermine each other.

- **Closure Order**— Where a property is cuckooed and this has led to an increase in antisocial behaviour a Closure Order can be applied for, so only the resident and any immediate family are allowed at the address. They would not be allowed any other visitors during the period the order is in force. A police officer of at least the rank of Inspector, or the local authority, may issue a closure notice if satisfied on reasonable grounds that:
 - I. the use of the particular premises has resulted or is likely soon to result in nuisance to members of the public OR

II. that there has been or is likely soon to be disorder near those premises associated with the use of those premises

- **Essex Police 'Operation Raptor' teams** cover all three Local Policing Areas (LPAs), in order to tackle drug dealing and gang-related crime. Raptor teams work with specialist colleagues from across the force, as well as from other forces and partnership agencies. Raptor teams are well established and well-regarded amongst partners and practitioners. They have made good links with Trident and other boroughs.

Enforcement is not only the responsibility of the Police, but also of other agencies involved including

- Local Authority – Health and Safety Enforcement, civil enforcements
- Crown Prosecution System and courts – Criminal Justice outcomes the use of alternative measures rather than custodial
- Housing enforcement
- Gangmaster Labour Abuse Authority – Licensing regulations
- Transport companies – ticket enforcement to identify vulnerable people
- Community Safety Partnerships with the development of local plans involving partners to drive appropriate visible activity around key locations, premises and individuals

How this is implemented will have a significant impact on the effectiveness of criminal intervention and enforcement. It is vital that the public have confidence that the Criminal Justice System and those agencies who make it work, will respond robustly to those people whose choice is to engage with gangs and violence.

Enforcement is a severe last resort and whilst those at risk of violence are often treated as offenders more focus needs to be recognising that often individuals are victims and enforcement and criminalising individuals is not always appropriate to stop the cycle of behaviour.

iv. **Challenges**

Whilst there is lots of good work evident in Essex, there are also some challenges to overcome. These include:

- **Offenders as victims** – Many existing support mechanisms focus on treating those who leave gang lifestyles as offenders, but it is often the case that these people are victims. This aspect must not be ignored.
- **Gang Exit** – The absence of a clear pathway for Gang Exit for those who are already entrenched in a lifestyle of violence and vulnerability. For some people gang exit will require going through a managed exit programme.
- **Thresholds** – Some of the intervention services will have thresholds. These thresholds should not prevent a vulnerable person accessing support services, therefore a choice of interventions ought to be in place. Specific consideration should be given to those who have met a threshold and then, through change in age or circumstance, are no longer eligible for support. Services should be flexible to meet the demand and need of each individual.
- **Timeliness of interventions** – Sometimes a lack of understanding of the signs of vulnerability and/or lack of confidence to act, can lead to interventions not being put in place soon enough.

- **Long-term impact** – We need to place an increased focus and consistency on reacting to how people have been harmed through involvement with gangs – be it physical, mental or emotional harm.

v. Outcomes

When reviewing activity across Essex it is clear that there is not a consistent measurement of outcomes for programmes. It is recognised that no intervention is the same and that it is becomes difficult to evaluate the impact of early intervention activity however in order to have a coordinated response some measurement should take place. Standard measurements should be collaboratively agreed across partners when measuring the success of violence and vulnerability interventions. The themes of the measurements could include:

- Improved health, resilience and wellbeing
- Better able to cope with aspects of everyday life
- Increased feeling of safety
- Better informed and empowered to act (*Access education, employment or training*)

Taken from the Ministry of Justice Victims Commissioning Outcomes from the Code of Practice for Victims of Crime (October 2015)

We must:

- Ensure that we know what else exists and avoid duplication
- Ensure the best course of action is taken for all young people who are known to have committed a crime, and that these decisions are well informed and based on individual need
- Understand the reach of existing activities before new interventions are developed
- Ensure that new interventions are, wherever possible, linked to existing activity or introduced as an extension of that activity
- Ensure that interventions with common goals and working with a common audience, where possible, use common language, including in project names and branding
- Ensure that new interventions are consulted with key stakeholders before it is too late to re-design or make adjustments
- Use enforcement powers appropriately in line with other support and advice
- When reviewing intervention activity, be aware of dual status offenders, who are often also victims
- Ensure that interventions are sustainable and are available for as long as an individual requires, to ensure vulnerability risk is reduced
- Ensure that decisions about new commissioning activity involve partners, if only as information-givers, to enable best decisions to be made
- Ensure that where possible monies should be used in a complimentary way – this could be through pooling of financial resources, or by supporting activity that compliments planned or existing activity enabled by other funding
- Ensure that there is a consistent measurement across Essex in order to share best practice of successful intervention activity
- Ensure that existing workforces and practitioners are empowered to deliver interventions
- Identify the opportunities for joint commissioning and maximise the potential benefits
- Ensure that interventions are accessible, particularly where young people are concerned

5. Leadership, Partnerships and Co-ordination

Cross-border working refers to formal collaboration and less formal partnership working, where organisations reach across boundaries to work together. This includes joint-working with those outside Essex (e.g. Metropolitan Police, Kent, Herts, Cambs and Suffolk) as well as transcending district borders within the county.

It is important that we use partnerships to maximise the benefits of campaigns, activities and interventions, being best-informed, avoiding duplication, and adding value wherever possible.

Why is it important?

i. Understanding

Being aware of the intelligence and actions of those in neighbouring areas, and appreciating the reasons behind decisions and plans, places us in the best possible position to act with knowledge and insight.

ii. Information sharing

Information-sharing encompasses a range of activity – from sharing of specific intelligence relating to known gang members and vulnerable persons, through to informing partners about planned interventions, ensuring all opportunities for adding value can be recognised in a timely manner.

The prevalence of County Lines emphasises the importance of sharing information, as activity relevant to individuals and networks is occurring across multiple agency areas and Police Forces; only by sharing information can interventions and operations be targeted appropriately.

iii. Cross-county and cross-district / partnerships

Inconsistent use of tools and powers can create an advantage for gangs and county lines. There is a need for regions to link with large urban areas both strategically and operationally.

Within Essex, a county with one of the most complex local authority structures in the country, there is a lack of co-terminosity between boundaries adhered to by different bodies, including council, health and police. There are 12 districts and boroughs, 1 county council and 2 unitary authorities; 7 CCGs; 3 Local Policing Areas (plus Stansted airport).

An example of the need to work together can be seen where local authorities house residents in areas outside their authority boundary. An influx of residents to a new area may pose an opportunity or threat to gang activity and joint-working between the relevant authorities could help to alleviate these risks. A further example can be seen where young people are placed and their case management is dealt with by the quadrant from which they originate, which means agencies operating in the area they are now living are not fully engaged or informed.

Whilst cross-border working is important, this shouldn't lead to all areas being treated to the same. We must recognise that the prevalence of activity and risk differs between locations and that the response should be proportionate and relevant to the area concerned.

Case Study: Operation Henderson

Multi-agency data reports that public transport networks across Essex are often used by young people who may be vulnerable to CSE and other types of abuse. In a multi-agency response Operation Henderson was developed. Operation Henderson purpose was to increase identification and report around vulnerable young people on transport networks. Led by Essex Safeguarding Children Board and included multiple agencies such as Councils, Police and Transport providers delivered:

- Exploitation advisors who provide support in increasing identification and reporting around vulnerable children on transport networks through briefing and disseminating information to railway staff and organisations/business which utilise the station
- Media Campaign
- Awareness raising resources for members of staff
- Outreach work

Over 600 people were engaged by outreach workers and over 100 business were visited. The project is an example of agencies working in partnership sharing data and raising awareness to support those most vulnerable.

iv. County Lines

It is known that there are strong links between Essex and the London boroughs where county lines are concerned. For this reason it is essential that the response is joined up and safeguarding work takes these links into account.

How can we make a difference?

v. Leadership and Responsibilities

One of the challenges of addressing the issue of violence and vulnerability is knowing where responsibility is and should be attributed. The impact of violence and vulnerability affects a number of agendas and agencies, making it difficult to identify who should take lead responsibility. Invariably this means that, albeit unintentionally, responsibility is deferred by all to all, and is not accepted by any individual party.

One of the aims of partnership working should be to ensure that for every action, plan and unresolved identified issue, a lead partner is agreed, so that accountability can be maintained. Recognising the collective public good, and holistic benefits that can be achieved, should be a primary aim of all agencies who have a genuine interest and desire to address this issue.

In some instances responsibility is acknowledged by key staff, but this does not always filter up to senior leaders. By making senior leaders aware of the need to accept responsibility we gain accountability, and we ensure that the response of that agency is organisation-wide – not restricted to a designated department, but infiltrating the whole organisation, enabling all services to contribute to a shared goal.

vi. Influence

Senior Leaders should ensure that they use their influence to best advantage.

They are able to exert influence within their organisation by setting priorities that enable and empower staff to deliver on this agenda and by ensuring that adequate resources are available.

It is also possible for Senior Leaders to lay the foundations for joint-working, for example by signing up to information-sharing agreements.

Senior Leaders also hold the key to influencing other organisations. This might include Voluntary and Community Sector organisations – who may benefit from grants or service level agreements which can be tailored to include scope for work on this agenda, or who may require access to data or systems. This could also include private sector companies, identifying opportunities for them to fulfil Corporate Social Responsibility by assisting with prevention and intervention work – either directly or through sponsorship. Some companies, by virtue of their line of business, will have an opportunity to have a direct impact, e.g. train companies ensuring ticket enforcement can both limit travel of those who do not have tickets and increase the chance of intervention being possible if those travelling illegally are stopped.

Senior Leaders also have opportunities to influence their counterparts in Essex and beyond, and to campaign for change at a higher level.

Case Study: Cross-border Housing

In parts of Essex there are pockets of housing which are owned by authorities outside the county (i.e. London Boroughs). At present Essex agencies have no input or control over who is housed in this accommodation, creating risks of vulnerable people being housed alongside known gang members and rival gang members housed alongside each other. Only those in the most senior positions can create the relationships with those authorities who make these decisions, and explore ways of minimising risks of inappropriate housing allocations.

We must:

- Make senior leaders aware of the impact, extent and relevance of the violence agenda and the need to accept responsibility
- Enable senior leaders to use their influence to best advantage, both within the organisations they lead and with key partners and stakeholders
- Identify Single Points of Contact (SPOCs) in neighbouring areas to make communication easier
- Share information beyond our traditional boundaries
- Respect that interventions and responses must be tailored to the area that they operate in
- Work collaboratively with partners across Essex to review existing awareness activity (e.g. drug and alcohol awareness) to review if stronger links can be made to the violence and vulnerability agenda e.g. does it include links with criminal exploitation, gang activity
- Know who is leading on individual projects and actions and make sure that they can be held accountable
- Ensure that we are able to discuss violence and vulnerability cases at partnership meetings, be it making best use of existing meetings and governance, or by establishing a new meeting to meet this need
- Develop a better understanding of where vulnerable people are housed when borders are crossed
- Overcome the inconsistent use of injunctive tools and enforcements
- Introduce cross-referencing for gang case management
- Review and build on existing partnership infrastructure across county and in localities, including MACE , Stay Safe , Community Safety Partnerships , Youth Strategy Groups

6. A Framework of Touchpoints

This framework demonstrates the wide variety of influences and contacts an individual can experience. The inner network reflects the key areas and categories of contact, whilst the outer circle shows the individual people that those groups and organisations can be represented by. Whilst the framework shows a flow through a person's life, they may continue to have touchpoints with many of the organisations/individuals throughout their life.



APPENDICES

Appendix A : Activity/programmes across Essex

* Below are activities that the Community Safety Partnerships are familiar with. It is recognised that this list is not exhaustive and if your activity is not listed below you are encouraged to engage with partners.

District	Activity
Basildon	Crucial Crew Gangsline – Gangs awareness session Risky Behaviour Sessions for parents Basildon Walk online Roadshows Gangsline targeted awareness raising (PRU) Youth Offending Service – Gangs Prevention Service Essex Family Innovation Fund Basildon Go Girls Project Gangsline – 121 Mentoring Kids Inspire Essex (trauma based intervention) Children’s Society CARE team Phoenix Futures (Adults) Peabody South floating support service (Adults)
Braintree	St Giles Trust Chelsea’s Choice Community Safety Partnership Reach every Generation Drugs Alert Virgin Care/Barnados One Support – adults cuckooing
Brentwood	Youth Intervention Programme (YIP) Gang Awareness Assemblies Life Choices Firebreak (x2, 1 course free) Chelsea's Choice 2 Johns E-Safety Assemblies and parent / professionals evening The Power of Love Drug Talks Show Racism The Red Card Gang & Drugs Parent Session
Chelmsford and Maldon	Youth Groups Partnership awareness Project ‘giving advice to the homeless’ Crucial Crew Gangsline – Gangs awareness session St Giles Trust (Maldon) ASB youth forums (case manage young people) Strategy abuse meeting Youth group interventions supported by CSP

	Partnership intervention meeting with families (restorative approach) Gangline – 121 mentoring
Colchester	Gangline – Gangs Awareness session Virtual Crew Observers Project Detaches Youth Work/ Startwell ASB Firebreak Gangline – 121 mentoring Piloting Youth Offending Service Gangs prevention Service Mate Crime/County Lines/Cuckooing training Multi-agency Vulnerability and Exploitation Consultation/Forum with partners to identify all current services/provision and subsequent gaps Detached Targeted Youth Work Youth Service
Epping Forest	Crucial Crew Reality Roadshow delivery from Spark4Life TFL pilot fortnight project
Essex County Council	Risk Avert Children’s Society Safe in Essex
Harlow	Keep yourself safe (KYSS) Youth Offending Service Gangs prevention Service Firebreak Children’s Society - CARE Community Safety Team response e.g. cuckooing properties
Southend	Gangline interventions and awareness YOT prevention and early intervention work Op Raptor activity Joint partner tasking meetings (daily) CS Hub activity Re structure of CSP to respond to current priorities New Town Centre Partnership Group – town centre crime focused New Violence and Vulnerability Strategic Governance Group to coordinate / own partnership activity across all 4 strategic boards (CSP, LSCB, SAB and HWB). Focus will be Gangs, County Lines, Knife crime, MSL and exploitation / vulnerability including domestic abuse linked to these areas. Complete cross cutting work with partners and wider agencies such as MOPAC, Essex (SET) and London localities. Operational delivery group sitting below this. New data dashboard to capture partner violence and vulnerability data and support strategic group Two week violence and vulnerability multi-agency activity (enforcement and support) planned for October Ongoing town centre weeks of multi-agency action taking place
Tendring	Gangline – Gangs awareness session Crucial Crew London Theatre Company Gangline – 121 mentoring Detached Targeted Youth Work

	Youth Service
Thurrock	GRV Red Group RAG CSE missing LAG Vulnerable adults Gangline – Gangs awareness session Youth Offending Service in Schools St Giles Trust Gangline – 121 Mentoring Open Door

Appendix B : Risk Factors for Gang Involvement

Risk factors for gang involvement						
Domain	Ages 0-2	Ages 3-6	Ages 7-9	Ages 10-12	Ages 13-15	Ages 16-25
Individual	<ul style="list-style-type: none"> • Conduct disorders • Hyperactivity 	<ul style="list-style-type: none"> • Conduct disorders • Lack of guilt and empathy • Physical violence/aggression 	<ul style="list-style-type: none"> • Anti-social beliefs • Lack of guilt/empathy • Aggression • High alcohol/drug use • Hyperactive 	<ul style="list-style-type: none"> • Anti-social beliefs • Marijuana use • Previous violent activity 	<ul style="list-style-type: none"> • Displaced aggression traits • Anger traits • Aggression traits • Low guilt 	<ul style="list-style-type: none"> • Anti-social beliefs • Lack of guilt and empathy • Involvement in general delinquency • High alcohol/drug use
Family	<ul style="list-style-type: none"> • Family poverty 	-	<ul style="list-style-type: none"> • Family poverty • Broken home/change in caretaker • Parent pro-violent attitudes • Poor parental supervision 	<ul style="list-style-type: none"> • Family poverty • Siblings anti-social behaviour • Parent pro-violent attitudes 	<ul style="list-style-type: none"> • Broken home/change in caretaker • Delinquent siblings • Socioeconomic status • Poor parental supervision 	<ul style="list-style-type: none"> • Broken home/change in caretaker • Delinquent siblings • Socioeconomic status • Poor parental supervision
School	-	-	<ul style="list-style-type: none"> • Frequent truancy • Low academic aspirations • Low school achievement • Low school attachment 	<ul style="list-style-type: none"> • Low school commitment • Low school attachment • Low academic achievement in primary school 	<ul style="list-style-type: none"> • Low school commitment • Low school attachment 	<ul style="list-style-type: none"> • Low academic aspiration • Low school attachment • Low parental aspirations for child
				<ul style="list-style-type: none"> • Learning disability 		<ul style="list-style-type: none"> • Low school achievement
Peer group	-	-	<ul style="list-style-type: none"> • Delinquent peers • Peer rejection 	<ul style="list-style-type: none"> • Associates with friends who engage in problem behaviours 	<ul style="list-style-type: none"> • Delinquent peers • Commitment to delinquent peers 	<ul style="list-style-type: none"> • Delinquent peers • Association with gang-involved peers/relatives
Community	-	-	-	<ul style="list-style-type: none"> • Marijuana availability • Neighbourhood youth in trouble 	<ul style="list-style-type: none"> • Exposure to drugs and alcohol 	<ul style="list-style-type: none"> • Availability/use of drugs • Low neighbourhood attachment • Economic deprivation

*Risk factors highlighted in bold = strong predictions

Source: Early Intervention Foundation (commissioned by the Home Office), 2015, preventing gang and youth violence: A review of risk and protective factors

Appendix C : Suggested distribution network for this Framework

The Framework should be shared with as many partners as possible, using the following people, organisations and networks:

- Safer Essex
- Essex Assembly
- Essex Partners
- Essex Leaders and Chief Executives Group
- Police Fire and Crime Commissioner for Essex
- Essex Police
- Youth Offending Services
- Essex County Council
- District, Borough and Unitary Authorities (x14)
- Clinical Commissioning Groups (x 7)
- National Health Service
- Community Safety Partnerships
- Association of Secondary Headteachers in Essex (ASHE)
- Essex Primary Heads Association (EPHA)
- Essex County Fire and Rescue Service
- Safeguarding Boards
- Domestic Abuse Board
- Reducing Reoffending Board
- Criminal Justice Board
- Essex Alliance (voluntary sector)
- Essex Community Safety Network
- Drive Steering Group
- Trailblazer Steering Group (homelessness)
- MP's
- Home Office
- Essex Children's Partnership
- Essex Youth Service
- Essex Children's Partnership Board
- Local Children's Partnership Boards
- Local Stay Safe Groups.
- Essex CRC
- NPS
- *All providers who are commissioned by the agencies listed*

Appendix D : Bibliography, References and Links

Bibliography and References

Camden and Islington NHS Foundation Trust, 2018, www.candi.nhs.uk/services/18-24-transitions-service

DCLG, December 2017, National evaluation of the Troubled Families Programme 2015 – 2020 Family Outcomes – national and local datasets

Early Intervention Foundation (commissioned by the Home Office), 2015, What works to prevent gang involvement, youth violence and crime: A rapid review of interventions delivered in the UK and abroad

Early Intervention Foundation (commissioned by the Home Office), 2015, Preventing gang and youth violence: A review of risk and protective factors

Essex Police, 2018, Gangs and County Lines Thematic Assessment 2018-19

Essex Police, 2016, Urban Street Gang and County Drugs Lines Thematic Assessment

HM Government, July 2017, 2017 Drug Strategy

HM Government, April 2018, Serious Violence Strategy

Mayor of London, June 2014, Strategic Ambitions for London: Gangs and Serious Youth Violence

Ministry of Justice, October 2015, Victims Commissioning Outcomes from the Code of Practice for Victims of Crime

https://www.cps.gov.uk/sites/default/files/documents/legal_guidance/OD_000049.pdf

National Crime Agency, 2018, National Strategic Assessment of Serious and Organised Crime

Office for National Statistics (ONS), 2018, Statistical bulletin: Crime in England and Wales: year ending December 2017

Rev Dr Carver Anderson, November 2017, Commission on Gangs and Violence: Uniting to improve safety, West Midlands PCC

Useful links

<https://www.london.gov.uk/what-we-do/mayors-office-policing-and-crime-mopac/data-and-statistics/crime%20/gang-interventions>

https://assets.publishing.service.gov.uk/government/uploads/system/uploads/attachment_data/file/677325/Family_outcomes_national_and_Local_datasets_Part_2.pdf

This page is intentionally left blank



Page 97

Gang Related Violence in Thurrock

thurrock.gov.uk/gangs

Contents

Gangs in Thurrock	3
Gang structure	5
Behaviours	6
Slang, brands and symbols	7
What to look for	8
What you can do	9
How to get help	10

Gangs in Thurrock

Thurrock has at least one local gang, as well as known gang members – ‘nominals’ – or affiliates from other boroughs, usually having been moved to local accommodation by London authorities.

The gang culture in Thurrock is different to that in Essex or London. It is important that parents, carers and those working with young people, know the signs and can get support if they feel a young person is involved, or at risk of becoming involved with gangs.

Page 99 Grooming – how it begins

Young people are enticed initially by the offer of free drugs or cash, or even just friendship and acceptance into a circle. This can develop into the promise of more money or rewards if they do something in return – for example, taking a parcel or packet to a specific address, selling small amounts of cannabis to friends or holding weapons. Young people can be approached in:

- the local park
- outside shops
- outside school or college
- at youth clubs
- in communal flats

Girls can be enticed into gang affiliation just as much as boys

What follows

The promise of trust and respect follows. This could be:

- an increase in the amount of money handed over
- larger amounts of drugs being given on a promise of a cash return – with the chance to make extra money for themselves
- being asked to go into a different area for a few days or weeks, to a flat to sell drugs
- being asked to hold a weapon
- being asked to commit violent or sexual acts on others as punishment or revenge

Increasing danger

With an ever-increasing number of young people wanting to get involved, and a higher earning potential through the ranks, there is a desire

among gang members to sustain their place or move to the top end of the chain.

Increasingly, young people can be persuaded or encouraged to out-perform their peers. This could result in them being more open and suggestible to taking greater risks, involving more danger and behaviour of more serious concern – criminal or otherwise.

Vulnerable adults

Vulnerable adults or those with learning disabilities may also be groomed.

Gang members may approach them to use or take over their flat as a base – known as ‘cuckooing’. Vulnerable people in this situation are at risk, and could be already being coerced into behaviour they don’t want to be part of.

What attracts young people

There are many reasons why young people feel attracted to gangs and can be desperate, queuing or fighting to get in.

Young people want to join gangs:

- for protection from others – gangs, groups or peers
- for safety in numbers
- to be accepted
- to feel part of a family
- for a sense of identity
- for respect
- because siblings or other family members are affiliates
- for status amongst peers and others
- because gangs are common in the area
- because it's easier to get girls, sex
- due to fear of intimidation or threats from others
- due to peer pressure
- due to a lack of family or emotional support
- due to cultural identity
- because they have no positive role models
- because they're bored
- because they think it's attractive and cool
- for financial gain and other rewards



Gang structure

There are different roles and levels of authority within gangs. These roles include:

Teenies

Generally those under the age of ten – below the age of criminal responsibility – who are used to carry drugs and weapons, or move parcels between older members

Runners, Shotters

Generally aged between 12 and 15-ish, those who move drugs between older members, sell drugs in the streets, arrange street deals, stay in 'trap' houses where drugs are sold or made

Youngers

Generally aged under 18, they have some level of authority over teenies and shotters, are street dealers of class A or B drugs, can set up trap houses, recruit teenies, runners and shotters, report directly to elders

Links, Baby Mama, Bae, Wifey

Girls used by members as girlfriends, used for sex, exploited, they will carry or hide weapons, drugs and money for members of any age

Elders

Generally aged over 18, they are in charge of running street operations and trap houses, deal in larger amounts of class A and B drugs, facilitate purchase of firearms and other weapons, have authority over street dealers and youngers, respected

Faces, Olders

Those at the top or higher end of the chain, limited contact with street level operations, not often seen or known by street level members

Street names

Street names are generally used and often, other members will not know each other's real names. This creates a reputation – a 'rep' – as names can be chosen because they represent a threat or talent, but they are also used so gang members can't be identified.

Behaviours

The behaviour of young people can change when they become involved with a gang

Behaviour at home

At home, behaviour changes can mean:

- withdrawing from family
- secretive behaviour
- blocking family from social media
- aggression
- unexplained injuries
- being late for curfew
- absconding from home
- breaking family rules
- pushing family boundaries
- new friends that you don't know
- expensive items of clothing, footwear, electrical goods, jewellery, watches
- increased amounts of cash
- unaccounted for money in their bank

Behaviour at school

At school, behaviour changes can mean:

- withdrawing from school
- loss of interest
- no longer attending school clubs
- a breakdown of friendships
- aggression
- unexplained injuries
- breaking school rules
- pushing boundaries
- lack of respect
- truanting or long term absences
- expensive items of clothing, footwear, electrical goods, jewellery, watches
- being dropped off at school in unknown cars or taxis
- being approached outside of school by unknown people

Behaviour with professionals who work with young people

Around professionals, behaviour changes can mean:

- secretive behaviour
- not being open
- a change in your professional relationship
- being withdrawn
- aggression
- unexplained injuries
- not attending meetings or appointments
- concerns being raised by parents, carers, teachers, social workers, youth workers
- being taken to appointments by unknown people
- arriving in taxis or unknown cars
- new mobile phones and not providing the number
- receiving calls throughout their sessions and wanting to leave quickly
- a careless, reckless attitude
- carrying weapons or things that can be used as weapons
- expensive items of clothing, footwear, electrical goods, jewellery, watches
- change in friends
- association with other gang members
- tattoos

Slang, brands and symbols

Air	ignore something, not worth talking about
Allow it	stop it
Bait	easy to get caught
Bare	lots of
Beef	trouble
Burner	cheap phone, pay as you go
Ends	home area
Fam	family
Food	drugs
Hen	Hennessy – alcoholic drink
Merk	murder or kill
Nitty	derogatory name for female
On fleek	perfect
P's	money – paper money or notes
Pagan	person who moves between gangs, or has no affiliation
Shank	stabbed, a knife
Shook	nervous, scared
Sket	derogatory name for female
Slipping	being in the wrong area, not being prepared for something
Strap	gun
Whip	car

If you hear a word that you don't understand, you should make a note of it and either Google it or look it up on www.urbandictionary.com. It may seem like another language but it's important you know what they're saying.

Brands

What might look plain or inexpensive could actually cost a lot of money. You may question how a young person could afford these items worth hundreds, or even thousands, of pounds.

Tattoos

Several symbols are common in gang tattoos. These include:

- rosary beads with a cross on the hand
- a heart with £ or \$ on the hand
- family, loyalty, respect wording
- postcodes, letters, numbers
- 'Money over Bitches' – MOB
- wads, rolls of cash, dollars, paper money
- 'Soldier', 'Souljah'
- Nicknames and street names
- RIP tattoos

What to look for

Once you are aware of the structures, behaviours, brands and symbols of gangs, you can look for these signs both at home and away from home.

At home

Questions you can ask yourself include:

- **Friends** – Do you know them? Do you know their families? Where do they live? Do they concern you? Do they have tattoos or expensive clothes? Are they open to meeting family? Are they respectful?
- **Socialising** – Where do they hang out? How do they spend their free time?
- **Social Media** – Do you know their social media names? Do you know their mobile phone habits? How many phones do they have? Do you have their numbers? Can you 'follow' them on social media? Do you know what they're posting?
- **Obsessions** – Are they obsessed with gang culture? Do they want specific clothing, colours or brands?
- **Their look** – Do you think they look like a gang member? What does a gang member look like?
- **Bank accounts** – Is money coming in and going out that is unaccounted for?
- **Surroundings** – Respect their privacy but take note of surroundings – do you know what's in their room? Do you know how many knives are in your kitchen?

Away from home

Questions you can ask yourself include:

- **Friends** – Do you know them? Are they gang members or are their gang concerns with them?
- **Social Media** – Are you worried by what they are posting and what photos are they showing on social media?
- **Attendance slipping** – Are they attending appointments, school or college?
- **Tagging/graffiti** – Are they tagging school books, desks, their school bags with symbols or letters, postcodes, street names?
- **Street names** – Are others referring to them as another name, are they referring to others by street names?
- **Family** – are you in contact with family? Are they aware of concerns or are they oblivious? Are they worried? What else can they add to your concerns? Do they need support?

If your gut feeling is that something isn't right, don't sit on concerns – share them with others.

Be aware

By staying aware you can:

- spot the signals – look for the silent signs
- share concerns and get help – it's safeguarding

Remember, not all kids who hang around in groups are in gangs.

You can find more information on gangs and gang culture at:

- www.gangslines.com
- www.gov.uk/government/policies/knife-gun-and-gang-crime
- safe.met.police.uk/gangs_and_violence/get_the_facts.html
- www.saferlondon.org.uk

Get online – times move quick, so keep up to date with what's going on.

What you can do

There are a number of ways that parents, carers and professionals who work with young people can deal with concerns about gangs. These include:

- **talking and listening** – encourage the young person to talk to you, tell them about your concerns and about gang culture so they can see the risks themselves, ask them questions and listen to how they talk and what they say, be prepared to learn, encourage them not to associate with gang members or ‘wannabes’, encourage them not to identify with gangs or pledge allegiance to a specific gang, encourage them not to hang out where gangs hang out, nor to accept lifts from gang members in cars, nor attend social events arranged by gangs, nor tag any gang graffiti, nor use gang hand signals
- **monitoring attendance** – monitor non-attendance and share with parents and carers, check-in with them regularly, encourage them to make contact
- **setting rules and boundaries** – impose and monitor curfews, increase reporting and appointments, consider limiting or monitoring access to social media, educate the young person about gangs, and the risks and consequences including carrying weapons or drugs, show interest in their friends and social activities, respect their privacy and feelings but be fair and consistent
- **getting savvy** – listen to their music and be aware of the lyrics, use the internet to research, view YouTube video clips that are educational to both parents and young people in respect of gangs, search the meaning of new slang words, be aware of high profile gang activity and murders in the press as this may be spoken about or you may recognise names or they may tell you a friend has died or gone to prison

Be aware

Be aware of:

- the differences – the scene in Thurrock is not the same as London
- the things you say – consider comments you may make about race issues, the government or high profile news stories
- the news and what is going on around you – the causes of recent riots, stop and search, what’s going on in Thurrock

Work with others

Professionals who work with young people should:

- record concerns
- record street names, associates and areas they talk about
- share intelligence, information and concerns
- regularly meet all involved agencies to assess and manage risks and safeguarding

Work with others to manage risk effectively and safeguard the young person.

How to get help

If you are a parent or carer, or are worried about a child involved with gangs, contact the Thurrock multi-agency safeguarding hub (MASH).

Children's Services initial response

Multi-agency Safeguarding Hub (MASH),
Civic Offices, New Road, Grays, RM17 6SL
t: 01375 652 802

Professionals working with young people can contact the Serious Youth Violence (SYV) lead officer in our Youth Offending service, who can offer advice, training, monitoring and support.

Professionals can also make a referral to the Gang-Related Violence (GRV) group. This operational group consists of:


- Youth Offending service
- Probation service and Community Rehabilitation Company (CRC)
- Police
- Social care
- Housing and Community Safety

The group meets monthly to discuss known gang 'nominals' or those living in Thurrock who are of concern. They share intelligence and manage risk. Members of the group undertake home visits and meet regularly with known gang members.

To pass on concerns, ask questions, seek advice or for a copy of the referral form, contact the SYV lead and GRV chair:

Gang-related violence and serious youth violence

e: gangs.thurrock@thurrock.cjsm.net



BANNED



**ROLAND DOHERTY
AKA 'VALENTI'**

BANNED



**CARLITO HALL
AKA 'KAYLIZA'**

BANNED



**AYOMIDE OLARBIGBE
AKA 'RIGGZ'**

BANNED



REECE STODDART

BANNED



BILLY MONTEIRO

These gang members have been committing crime and disorder in your community. They are now banned from entering all areas of Thurrock shown on the map.

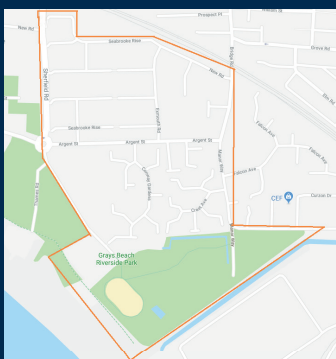
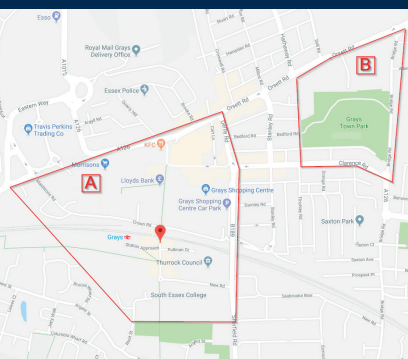
*A further five juveniles are also included in the injunction but cannot be named for legal reasons.

GANG LIFE DOESN'T PAY IN THURROCK

OPERATION
RAPTOR



IF YOU SEE THEM IN THE BELOW AREAS CALL
ESSEX POLICE ON 101



This page is intentionally left blank

6 December 2018	ITEM: 6
Cleaner, Greener and Safer Overview & Scrutiny Committee	
Grounds Maintenance, Street Cleansing and Fly Tipping Update	
Wards and communities affected: All	Key Decision: N/A
Report of: Daren Spring, Assistant Director for Street Scene and Leisure	
Accountable Director: Julie Rogers, Director of Environment and Highways	
This report is Public	

Executive Summary

This report provides an update on the progress of the Cleaning and Greening service and outlines service aspirations for the future which seek to address and improve perceptions of street cleanliness, grounds maintenance and parks, playgrounds and open spaces. The report also provides Cleaner, Greener and Safer, Overview and Scrutiny committee with an update on fly tipping in Thurrock, this includes the types of materials fly tipped, the most common locations where fly tipping takes place, the cost of clearing and preventative measures to reduce and prevent fly tipping from taking place.

1. Recommendation(s)

1.1 Cleaner, Greener and Safer Overview and Scrutiny Committee are requested to note the performance and service achievements in relation to Fly Tipping. and;

1.2 To note performance in relation to the Grounds Maintenance and Street Cleansing section elements of the Clean it, Cut it, Fill it programme since last reporting to Cleaner, Greener and Safer Overview and Scrutiny in July 2017.

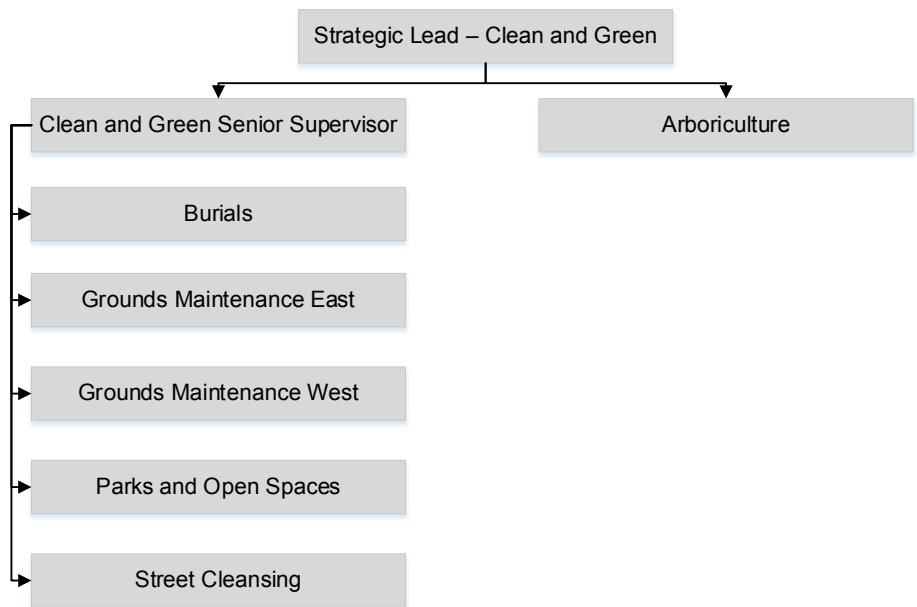
2. Introduction and Background

2.1 Following a recent restructure within the Environment and Highways Directorate the Grounds Maintenance and Street Cleansing teams are now known as the Cleaning and Greening service. The Cleaning and Greening teams continue to work on enhancing the service and raising resident perception. The vision of Place and the growth of the borough requires an environment which is clean, green and welcoming to all.

2.2 Following reinvestment in the service through the Clean It, Cut It, Fill It programme the Cleaning and Greening Teams comprise the following breakdown of staff.

Team	FTE
Arboriculture	3
Burials	5
Clean and Green	4
Grounds Maintenance East	24
Grounds Maintenance West	26
Parks and Open Spaces	25
Street Cleansing	45.6
Grand Total	132.6

2.3 The structure of the Cleaning and Greening section is detailed below:



3. Issues, Options and Analysis of Options

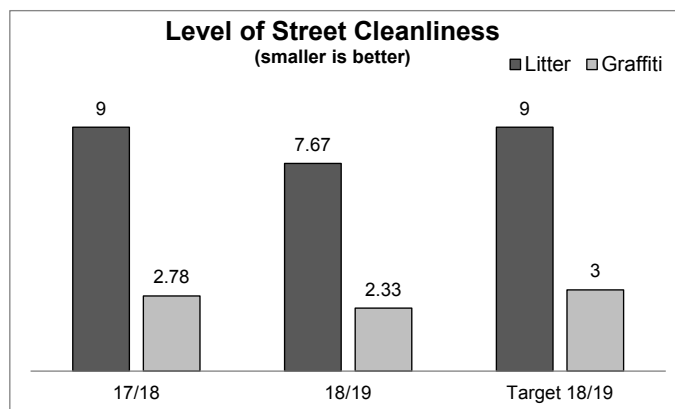
3.1 Cleaning

3.1.1 The standard of street cleanliness is regularly monitored and measured through a series of site inspections that cover a number of land types. The inspections are undertaken in 3 tranche; each covers a number of wards and 300 sites.

3.1.2 Assessment of street cleanliness used to be carried out by internal officers from our Housing Service. From 2017-18 assessments of street cleanliness have been carried out by Keep Britain Tidy Inspectors, offering an independant and nationally recognised criteria and assessment. As a result of the change in methodology the KPI targets were revisited and adjusted. In

year one the performance was above target and as a consequence new higher targets were agreed to demonstrate our continual strive for improvement.

- 3.1.3 For 2018-19 only the first of the inspections has been carried out, with results showing good performance. The table below includes the details of the results for the past 18 months (smaller figures indicator better performance).



- 3.1.4 Some of the land types that have been a focus for the cleansing team have shown exceptional results. For the following land types, the scores for the first inspections in 2018-19 were all returned as 0 indicating a very high standard of cleanliness:

- Main Retail and Commercial
- High Obstruction Housing
- Medium Obstruction Housing
- Low Obstruction Housing

Land types that are receiving additional focus to increase overall cleanliness and raise the KPI standards are:

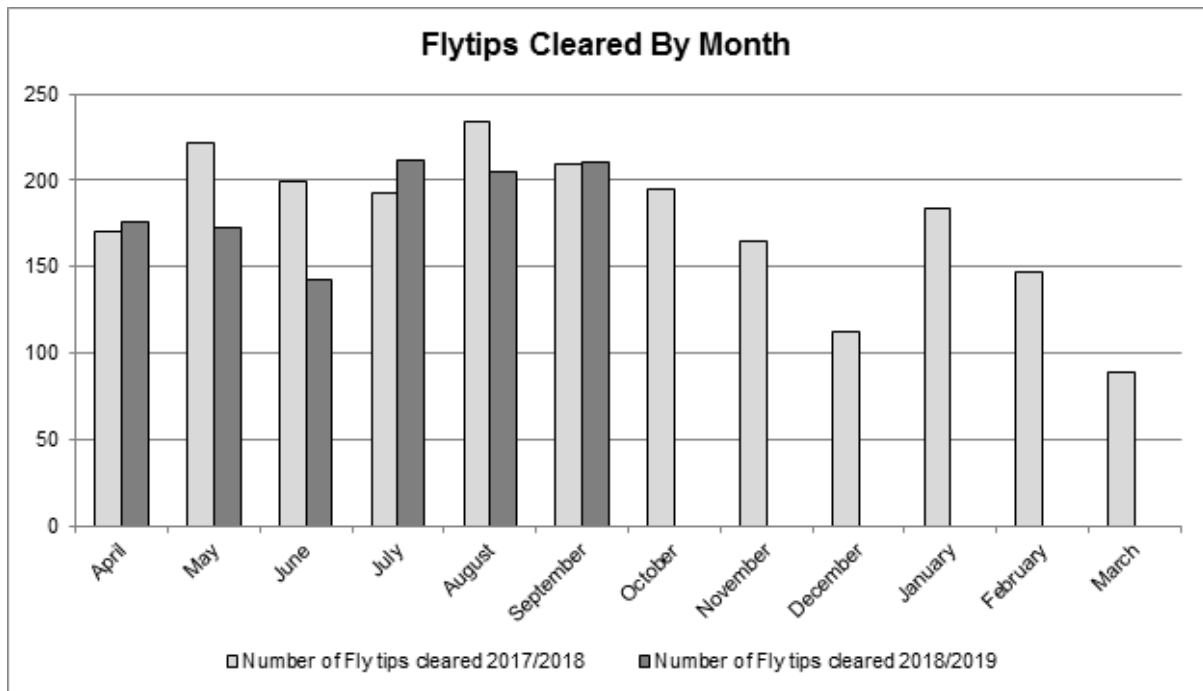
- Main Roads
- Rural Roads
- Recreation areas
- Other Retail and Commercial

There are instances where road cleanliness becomes a greater challenge, for example when areas are being redeveloped and construction is taking place. Lorry movements from these sites can lead to mud transferal via vehicle tyres, which causes the cleanliness of the roads to deteriorate below the desired standard. An example of this was Buckingham Road, in this particular case joint tasking of the service, with colleagues in the Planning Enforcement team, took place to ensure that the companies involved complied with planning regulations and preagreed standards. Officers ensured that a wheel washing facility was used by the lorries exiting the site and that the roads were mechanically swept on a more frequent basis to maintain cleanliness.

- 3.1.5 Investment in fleet replacement has enabled Street Cleansing to benefit from the replacement of two medium sized street sweeping vehicles and the delivery of two new large mechanical sweepers is eagerly awaited, replacing aging vehicles and providing increased reliability. To improve standards for levels of detritus, focus will be given to backlines and channels preventing growth on footways. The service is also implementing more effective working practises by integrating the mechanical and manual sweeping programmes.
- 3.1.6 The team have been proactively improving the standard of cleanliness with a number of deep cleanse programmes rolled out over the course of the year. These have taken place across a number of sites including Chafford Hundred and Lakeside. Additional staff are also operating at weekends to ensure that the Boroughs Parks are litter picked, bins are emptied more frequently and the areas are welcoming and enjoyable for residents. On the days that Grays Market is in operation, additional staff and resources have been deployed to maintain the high standard of cleanliness in our town centre.
- 3.1.7 A key factor for the improved level of street cleanliness has been the reintroduction of barrow beats and the two additional charge-hands, along with the reintroduction of the Major routes litter picking team. This team has ensured the focus on litter picking the major routes that traverse the borough, as well as some of the rural roads which are not appropriate for barrow beats. The team's current schedule focuses on a ten working day cycle for these areas.
- 3.1.8 Once again this year the Street Cleansing teams were actively engaged in supporting the "Clean for the Queen" programme, although the weather on the scheduled weekend was poor, ten voluntary groups were supported in local litter picks on that date and adjacent weekends.
- 3.1.9 The cleaning of the Council maintained section of the A13 has taken place, at a schedule of 4 times per year. The increase in litter picking from 3 to 4 times annually has improved the litter levels on this stretch of road and we continue to apply pressure to Highways England and their contractor Connect Plus to increase frequency on the roads for which they are responsible.

3.2 Fly Tipping

- 3.2.1 One of the challenges the service face, is the removal of a large number of fly tips. The actual cost to remove all fly tipping is difficult to determine as small instances of fly tipping is removed by various small caged vehicles during routine maintenance. Collections are generally mixed with other rubbish which is collected from litter bins etc. There is a dedicated vehicle which solely collects fly tipping and the following cost is based on the waste collected by this vehicle from April 2018 to date £73,484.88. Recent examples of persistent or large scale fly tipping include the following locations: Love Lane, Cart Lane, Curzon Drive.



3.2.2 The physical appearance of the borough has been blighted by environmental crime ranging from dog fouling to large fly tips. In order to maintain an attractive environment for residents and businesses and maximise the effectiveness of the Clean it, Cut it, Fill it campaign the Council needs to show a zero tolerance of irresponsible and criminal behavior such as fly tipping, graffiti, fly posting, dog fouling, littering and the abandonment of vehicles.

3.2.3 On occasion we engage a contractor to assist with the removal due to the specialist content of the waste e.g. asbestos. We continue monitoring the number of fly tips and work with partners, including the Police, Environment Agency, other local authorities, Farmers and Private Land owner groups. This includes multi-agency operations with the police patrolling and stopping suspect vehicles. Once the investigation work has been completed, on Council owned land the fly tip is removed. If the fly tip is on Private land, the owner of the land can be issued with a Community Protection Warning. Failing to remove the fly tip may lead to a Notice being served. In instances where the fly tip is on private land and is deemed hazardous, the matter is referred to the Environmental Protection team to investigate. The Environmental Protection Officers have designated powers to deal with this type of fly tip more quickly.

3.2.4 Environmental Enforcement is the primary method by which the Council regulates activity impacting the public realm. Together with the work of teams in the Cleaning and Greening section, an appropriate degree of enforcement action assists in identifying fly tipping evidence and reduces the need for Environmental Enforcement officers to visit every fly tip. Operatives for the Cleaning and greening teams have received the relevant training to allow them to check small fly tips for evidence. If no evidence is found the fly tipping is removed by the operatives with immediate effect. When it is found an

Enforcement officer is contacted to attend, capture and safeguard the evidence for potential court submission, prior to the removal of the fly tip.

- 3.2.5 In July 2018, three Environmental Enforcement Officers were recruited increasing the number of Environmental Enforcement Officers in the Service to four, plus one Senior Environmental Enforcement Officer. This increase allowed for a new way of working to be introduced namely the 'Quadrant Model'. The Borough of Thurrock is now split into four areas with one Environmental Enforcement Officer assigned to one quarter of the Borough. This model allows each Environmental Enforcement Officer to concentrate on a specific area and target any activity concerning Environmental Enforcement including Anti-Social Behavior based on specific Quadrant issues in liaison with the police.
- 3.2.6 Cabinet approved that maximum fixed penalty fines permissible by legislation would be imposed to fly tipping offenders, which is £400.00. This approach was taken in an attempt to deter would be fly tippers from fly tipping in the borough. Since April 2018, 73 fixed penalty notices for fly tipping have been issued. If an FPN isn't paid prosecution will follow which would result in full recovery of cost at the discretion of the court, the maximum penalty on conviction is an unlimited fine.
- 3.2.7 The Environmental Enforcement officers carry out joint tasking exercises with various agencies including the Police and the Environment Agency. Known fly tipping hot spot areas are targeted by officers from a number of agencies to try to resolve the issues. The type of fly tipping can vary from small fly tips which occur often or large one off fly tips. Various forms of preventative measures are also used in an attempt to deter fly tipping. CCTV is used when necessary to try to identify offenders as well as being used as a visual deterrent in some cases.
- 3.2.8 Various communication channels are used to inform residents of appropriate ways of disposing of waste, to signpost to information and encourage residents to report fly tipping. Local and nationwide poster campaigns are also used to warn people of the penalties that apply should they inappropriately dispose of waste, an example of a new campaign due to be released in January is attached as appendix 1. Where prosecutions are successful the council proactively media release, illustrating the zero tolerance approach taken.
- 3.2.9 Grays Town Centre and surrounding areas receive the most complaints regarding unauthorised deposits of waste. This was confirmed by a heat map generated from uniform. After reviewing the different types of waste that was being fly tipped, it was apparent that the volume of individual reported incidents was higher than the Borough average however, the fly tip size was usually small (2-3 black bags). Using this intelligence, the Environmental Enforcement officer responsible for the Grays quadrant decided the best option available to tackle the issue, was to set up an action day. Having 9 officers on the site at the same time made the team visible and acted as a

deterrent, as well as finding waste and commencing appropriate enforcement action.

3.3 Greening

3.3.1 The Parks and Open Spaces team have removed 178.900 tonnes of green waste between April – September 2018.

3.3.2 The team have since October 2017, carried out winter pruning maintenance to 29 sites, 23.240 tonnes of green waste was removed as a result of this work. The remaining sites have been added to a programme and will be completed over the coming winter periods.

Service Area	Function	Annual Output
Greening (includes all Parks and Open Spaces and Country Parks)	No. of Playgrounds maintained.	77
	Total Area Maintained	517.50 hectares
	No. of Urban Parks maintained.	90

3.3.3 A review has commenced of the parks and green spaces, initial work has brought parks and green spaces to an operational standard, for the start of the season. We will continue to look at improvement to the inspection and maintenance of our play and sports facilities, working to ensure that facilities have been improved with repairs and replacement pathways/surfaces, replacement of play equipment, foliage reduction, installation of benches and litter bins.

3.3.4 Given the difficult start to this year's grass cutting season with a period of snow followed by wet conditions the Teams have worked hard throughout the grass cutting season in our parks, open spaces and cemeteries to improve the standard of maintenance. Winter maintenance work will be carried out over the next 5 months, with a view to enhance the appearance of these sites. The winter maintenance will include path edging and shrub and hedge pruning. There is a programme in place to ensure that our parks, open spaces and cemeteries are looking their best. The Shrub pruning winter maintenance programmes are due to commence at the end of November, ensuring that all shrub and hedged areas across the borough are maintained. Previously schedules spanned a 5 year programme; to improve the quality of the maintenance this frequency is being increased to a tri-yearly programme, and this includes our open cemeteries.

3.3.5 This year the team have deployed new ride-on mowers, this has resolved some of the previously experienced reliability issues, thereby ensuring that all areas have been cut to schedule and enhancing the height of cut for specific areas. We continue to look at equipment and plant to enhance the work that we conduct and we had staff attend a national exhibition of the latest products and equipment for grounds care, sports and green space management.

3.4 Proposed Future Approach

- 3.4.1 Over the next 12 months a focus for the team will be reviewing the Street Cleansing rounds and routes ensuring that our resources are effectively deployed and that there is the appropriate balance of mechanical and manual cleaning, with trials of some pavement mountable mechanical sweepers. Whilst the service exceeded cleansing targets last year and are on target to deliver this year, the service will continually aim to exceed Key Performance Indicator targets set.
- 3.4.2 The training of staff will continue to ensure that the service meets the national standards required for their roles, including RPII (Register of Play Inspectors International) accreditation for our Play inspectors, ICCM (Institute of Cemetery and Crematorium management), cemeteries operative training for our cemeteries staff and to ensure that operatives working on sports have an appropriate fine turf qualification.
- 3.4.3 The service are also exploring whether a small waste vehicle could be used across all services to assist with public bin emptying, increasing efficiency and potentially overcoming blocked access issues for the waste collection service.
- 3.4.4 The service is rolling out the use of the Bartec system. This enables ground operatives to report issues, while out and about, and provide a live system for the call centre and depot staff to receive updates throughout the working day. This will also enable the service to upload finance data, produce a bill of quantities and facilitate costing models for future income generating work.
- 3.4.5 The service is in the process of procuring and implementing the Arbortrack electronic tree management system to effectively manage Thurrock Council's tree stock in an efficient, effective and digital manner. The Council has responsibility for the ongoing maintenance and management of over 20,000 street trees (including trees in parks and open spaces). As part of that responsibility the Council can be held liable for any injury or damage caused by tree failure. In order to mitigate against that risk, we need to be able to demonstrate that we not only have an accurate record of the location, species and condition of the trees in the Borough, but also that we have a scheduled programme of regular maintenance and accurate records of works completed.
- 3.4.6 The Environment Service will continue to explore creative and innovative ways to continue to enhance and improve the service delivery in the most effective way.

4. Reasons for Recommendation

- 4.1 This report provides Cleaner, Greener, Safer Overview and Scrutiny Committee with an update on the positive work taking place in relation to the Street Scene and Leisure service, as well as the challenges facing the service in relation to Fly Tipping.

5. Consultation (including Overview and Scrutiny, if applicable)

5.1 N/A

6. Impact on corporate policies, priorities, performance and community impact

6.1 N/A

7. Implications

7.1 Financial

Implications verified by: **Laura Last**
Management Accountant

There has been no budget for fly tipping since 2014/15.

7.2 Legal

Implications verified by: **David Lawson**
Assistant Director of Law & Governance & Monitoring Officer

There are no Legal implications associated with this report.

7.3 Diversity and Equality

Implications verified by: **Becky Price**
Team Manager – Community Development and Equalities

There are no Diversity and Equality implications associated with this report.

7.4 Other implications (where significant) – i.e. Staff, Health, Sustainability, Crime and Disorder)

N/A

8. Background papers used in preparing the report (including their location on the Council's website or identification whether any are exempt or protected by copyright):

N/A

9. Appendices to the report

Appendix 1 – Fly Tipping Poster

Appendix 2 – Communication Plan

Report Author:

Daren Spring

Assistant Director for Street Scene and Leisure

Environment and Highways

FLYTIPPING IS A CRIME



If you dump rubbish here you could face a fine of up to £50,000 and end up with a criminal record.

**WE ARE
WATCHING**

and WILL prosecute

FLYTIPPING IS A CRIME

If you dump rubbish here you could face a fine of up to £50,000 and end up with a criminal record.

**WE ARE
WATCHING**

and WILL prosecute

Communication Plan:

Behaviour change campaigns have been shown to have a key impact on decreasing fly-tipping, increasing reporting of fly-tips and increasing the take up of council run bulky waste collections. While the council has been promoting regular messaging around use of the bulky waste service, publicising all successful court cases and providing direct information on using only licensed carriers, an overall strategic communications approach needed to be developed.

Thurrock Council will in January be launching a new campaign which will aim to tackle the scourge of fly-tipping through a multi-strand approach:

1. hard hitting poster campaign targeting those carrying out fly-tipping
2. education through social media using a simple STOP (Suspect, Tell, Object, Protect) Acronym to create a clear, memorable and easily understood message
3. promotion of how to properly dispose of waste through the bulky waste collection scheme or at Linford household waste and recycling centre and signposting to recycling and reuse websites such as freecycle

Messaging has been developed which focuses on the consequences and possible prosecutions for those who illegally dump waste in Thurrock: "Flytipping is a crime, we ARE watching and WILL prosecute"

This will be combined with separate, but linked, strand of the campaign which gives residents the information they need to prevent fly-tipping in the borough and the possible consequences they face in using unauthorised waste carriers.

Clear messaging has been built around the slogan STOP Fly Tipping

S – SUSPECT – Make sure waste carriers are licensed and legitimate. If a deal sound too good to be true that's because it is and you could end up facing a fine of up to £5,000

T – TELL – Report fly tips and suspected fly tippers to us as soon as you can so we can take action

O – OBJECT – If you feel someone offering to take your waste isn't properly licensed refuse to let them handle it, you will be the one facing the fine when the waste is found.

P – PROTECT – protect yourself from fly-tippers by making sure you ask to see a licence and getting a receipt from any waste removal company you use.

Separate messages have also been developed which are targeted at those living in homes which have responsibility to maintain un-adopted alleyways and those living near these alleyways, helping to inform them that The council is not responsible for clearing fly-tipped waste from private alleyways, responsibility lies with residents living adjacent to that alleyway but that funding and help is available to assist communities in preventing fly-tipping.

The campaign will use a mixture of targeted digital communications and more traditional outdoor advertising.

The poster campaign aimed at those carrying out fly-tipping featuring the striking use of eyes to warn perpetrators of zero tolerance approach taken by Thurrock Council and warn them of the consequences of their actions: the possibility of facing a huge fine and getting a criminal record

Our targeted social media activity will make people aware of the consequences of allowing waste to be taken by illegitimate operators. We will be targeting businesses and residents who are interested in activities which might generate waste (DIY etc.) through boosted Facebook posts.

Leaflets will be delivered directly to businesses warning of the risks of fly-tipping and advertising Thurrock Council's business waste collection service.

All campaign activity will be fully evaluated at regular intervals and adjustments made to ensure that the most impactful interventions are being focused on.

6 December 2018		ITEM: 7
Cleaner, Greener and Safer Overview & Scrutiny Committee		
Fees & Charges Pricing Strategy 2019/20		
Wards and communities affected: All	Key Decision: Key	
Accountable Assistant Director of Service: Andy Millard - Assistant Director Planning and Growth Darren Spring – Assistant Director Street Scene and Leisure Les Billingham - Assistant Director - Adult's Social Care		
Accountable Directors: Julie Rogers - Director of Environment and Highways Steve Cox - Corporate Director - Place Roger Harris – Corporate Director - Adults, Housing and Health		
This report is public		

Executive Summary

This report specifically sets out the charges in relation to services within the remit of this Overview and Scrutiny Committee. Charges will take effect from the 1 April 2019 unless otherwise stated. In preparing the proposed fees and charges, Directorates have worked within the charging framework and commercial principles set out in Section Three of the report.

Further director delegated authority will be sought via Cabinet to allow Fees and Charges to be varied within financial year in response to commercial requirements.

The full list of proposed charges is detailed in Appendix 1, and the proposed deletion of current fees and charges are detailed in Appendix 2.

1 Recommendations

- 1.1 That Cleaner, Greener and Safer Overview and Scrutiny Committee note the revised fees, including those no longer applicable; and comment on the proposals currently being considered within the remit of this committee.**
- 1.2 That Cleaner, Greener and Safer Overview and Scrutiny Committee note that director delegated authority will be sought via Cabinet to allow Fees & Charges to be varied within a financial year in response to commercial requirements.**

2 Background

2.1 The paper describes the fees and charges approach for the services within the Cleaner, Greener and Safer Overview and Scrutiny Committee remit for 2019/20 and will set a platform for certain pricing principles moving forward into future financial years.

2.2 The paper provides narrative for the Cleaner, Greener and Safer areas:

- Arboricultural
- Outdoor Sports and the Commercial Hire of Open Spaces
- Allotments
- Domestic Waste
- Commercial Waste
- Burials and Memorials
- Environmental Enforcement and Abandoned Vehicles
- Registrars
- Theater
- Libraries
- Public Protection

2.3 The fees & charges that are proposed are underpinned in some instances by a detailed sales and marketing plans for each area. This will ensure delivery of the income targets for 2019/20, for ease these are summarised below for Cleaner, Greener and Safer covering all fees and charges income codes.

2.4 Cleaner, Greener and Safer Figures

Service	Last Year Outturn 17/18	Revised Budget 18/19	Forecast Outturn 18/19	Proposed Budget 19/20
Cleaner, Greener and Safer services	(2,118,376)	(1,976,568)	(2,334,267)	(2,399,364)

2.5 Individual Service Streams

Service	Last Year Outturn 17/18	Revised Budget 18/19	Forecast Outturn 18/19*	Proposed Budget 19/20
Arboricultural Team	(31,291)	(33,000)	(28,829)	(33,000)
Burials & Cemeteries	(308,210)	(305,032)	(308,210)	(308,000)
Country Parks	(72,100)	(74,845)	(68,467)	(74,845)
General Parks and Open Spaces	(1,557)	(702)	(2,758)	(2,758)
Street Cleansing	(34,194)	(56,991)	(53,457)	(56,991)
Waste Collection	(57,658)	(17,796)	(22,781)	(22,000)
Environmental Enforcement	(196,429)	(183,142)	(396,560)	(396,560)
Libraries	(66,046)	(87,173)	(59,675)	(97,173)
Licensing	(332,411)	(309,987)	(319,467)	(309,987)

Registrars	(245,940)	(266,024)	(266,024)	(270,024)
Public Protection	(113,554)	(12,251)	(99,395)	(99,000)
Theatre	(658,986)	(629,625)	(708,644)	(729,026)
CGS Total	(2,118,376)	(1,976,568)	(2,334,267)	(2,399,364)

Note – Forecasted Outturn position is as of August 2018.

3 Thurrock Charging Policy

3.1 The strategic ambition for Thurrock is to adopt a policy on fees and charges that are aligned to the wider commercial strategy and ensure that all discretionary services cost recover.

3.2 Furthermore, for future years, while reviewing charges, services will also consider the level of demand for the service, the market dynamics and how the charging policy helps to meet other service objectives.

3.3 When considering the pricing strategy for 2019/20 some key questions were considered:

- Where can we apply a tiered/premium pricing structure
- How sensitive are customers to price (are there areas where a price freeze is relevant)
- What new charges might we want to introduce for this financial year
- How do our charges compare with neighboring boroughs
- How do our charges compare to neighboring boroughs and private sector competitors (particularly in those instances where customers have choice)
- How can we influence channel shift
- Can we set charges to recover costs
- What do our competitors charges
- How sensitive is demand to price
- Statutory services may have discretionary elements that we can influence
- Do we take deposits, charge cancellation fees, charge an admin fee for duplicate services (e.g. lost certificates.)

3.4 For Cleaner, Greener and Safer a number of different methods to tier their charges are used depending on the service area:

- **Burials** – tier charges between internment of ashes versus remains; and then further for ashes which are within a grave (part 1) or memorial garden (part 2) location.
- **Parks and Open Spaces** – charges are tiered based on the type of activity and then further by number of bookings.
- **Thameside** – tier hire of space charges based on organisation type, size of area, and time.
- **Licensing** – provide a range of license types, but tier charges where possible i.e. based on number of people for events, or number of years the license is for, renewal or new license.
- **Heritage** – provides historical and education talks with charges tiered by

location, and whether it is a new or existing subject matter talk.

3.5 The key following changes have occurred for 2019/20 fees and charges:

- **Outdoor Sports and open spaces** have increased fees and charges in line with inflation
- **Allotments** - fees and charges are unchanged for 2019/20
- **Domestic Waste** - fees and charges are unchanged for 2019/20
- **Commercial Waste** - fees and charges are provided upon request, as they depend on client specific considerations, i.e. bin size, frequency etc
- **Burials and Memorials** - fees and charges have been increased generally, in line with inflation and actual costs. Other changes have also been introduced to better manage the council limited resources:
 - Plot reservation initial periods have been reduced to 50 years
 - Plot reservation is capped to two plots, at time of an interment only
- **Environmental Enforcement** – fees and charges are set by legislation, with Council charging the maximum permitted, in line with policy.
- **Registrars** - fees and charges have (with the exception of deposits) been increased in line with neighbouring areas and to ensure full cost recovery.
- **Theatre** - fees and charges have a number of changes with:
 - Existing Hire of spaces increased by inflationary index
 - New space hire charges for all ancillary areas (e.g. gallery)
 - New charges for ticket production, for hirers own box office use.
 - New charges for hire of theatre equipment (e.g. snow machines)
- **Libraries** - fees and charges are generally unchanged, with the following exceptions:
 - DVD & CD fees and charges are reduced to reflect legacy technology.
 - Catalogue Requests fees and charges increased significantly to reflect actual costs of service provision.
 - New Bulk photocopying fees and charges introduced to support local businesses, researchers and residents.
 - New Visa service is introduced for immigration processing checks.
 - Hire of library spaces fees and charges have been expanded to cover hire within-hours and out-of-hours.
- **Public Protection** - licensing fees and charges are set through the licensing committee and remain unchanged for 2019/20. Other Public Protection fees and charges remain unchanged for 2019/20 with the exception of Weight and Measures and Trading Standards advice, both of which have increased.
- **Public Protection** – Control of Major Accidents and Hazards Regulations charges are unchanged having been introduced in 2018/19 under delegated authority.
- **Heritage Service** – will provide a range of talks and education sessions at schools, Thurrock Museum and Coalhouse Fort, from 2019/20.

4 Proposals and Issues

4.1 The fees and charges for each service area have been considered and the main considerations are set out below.

- 4.2 A council wide target of £8.912m has been proposed within the MTFS for additional income generation in respect of fees and charges income for 2019/20. This represents a 7.5% increase on the 18/19 income generation target and takes into consideration actual performance during 18/19.
- 4.3 For Cleaner, Greener and Safer Services the increase equates to a target of £2.399m to be secured through a blend of demand increase from residents and businesses, and an increase in fees and charges for 2019/20.
- 4.4 To allow the Council services to better respond to changes in the commercial environment for fees and charges; delegated authority will be sought through Cabinet to permit the Director of the Service Area jointly with the Director of Commercial Services to vary service charges within financial year due to commercial considerations.
- This will allow service areas, providing services on a traded basis to vary their fees and charges to reflect commercial and operational considerations that impact the cost recoverability calculations.
 - Any changes to Fees and Charges due to commercial considerations will require the consultation with, and agreement of, the relevant Portfolio Holder.
- 4.5 Unless indicated otherwise, fees and charges for 2019/20 will increase in line with RPI (retail price index) forecast for 2019/20 of circa 2.9% (subject to rounding).

5 Arboricultural

- 5.1 The service area is currently being reviewed and at present there is limited commercial operational scope, although an income target is shown this is offset through savings from vacant posts.

6 Outdoor Sports and the Commercial Hire of Open Spaces

- 6.1 The strategic objective for charging for use of the outdoor sports facilities is to provide quality services that are competitively priced to encourage optimum use and consequently maximise income levels while at the same time reducing net subsidy.
- 6.2 The sports offer is currently heavily subsidised, with the income received from the letting of sports facilities recovering significantly less than the cost of delivering the service. User expectations are high and the service is being challenged to maintain and in some cases improve the service offer. The service area will be reviewed during 2018-19 to understand fully the financial position and to develop options for improving its financial position.
- 6.3 The outdoor sports service offer is periodically reviewed, and fees and charges have been increased for 2019/20 in line with indexation. Fees and Charges remain comparable with those of comparator boroughs.

- 6.4 The structure of the fees and charges has been expanded to correctly reflect VAT for those charges that qualify. This was not previously shown as separate lines within the fees and charges.

7 Allotments

- 7.1 Thurrock Council currently provides two Allotment Sites with all other sites in the borough being self-managed by community groups. The fees and charges in this report reflect Council Managed Allotments only.
- 7.2 The income received from allotments contributes towards the ongoing running costs that they incur. Taking into account the management costs and the income received Allotments are currently cost neutral.
- 7.3 Allotment charges will remain unchanged for 2019/20.

8 Domestic Waste Charges

- 8.1 The collection of Domestic Waste is provided free of charge. Legislation makes a number of exceptions to this; Waste Collection Authorities can charge for the collection of bulky items and for replacement waste receptacles where appropriate. The Council currently charges for both bulky waste collections and replacement waste receptacles, the charges for both have been reviewed as part of this process and remain unchanged.
- 8.2 The strategic objective for charging for non-statutory waste services is to cover the cost of providing the service, so far as is practicable; taking account of the need to protect the street scene, residential amenity and to provide residents with an affordable responsible avenue to dispose of their waste. In support of this campaigns are being developed to promote responsible waste disposal.
- 8.3 In order to encourage residents to responsibly dispose of their waste the charge for bulky waste collections will remain unchanged for 2019/20. The collection of these materials incurs a net expense to the council however the decision has been taken not to increase charges to prevent any increase in fly-tipping.
- 8.4 The charges for the issuing of replacement Refuse and Recycling Bins where lost or damaged are also remaining unchanged for 2019/20. A review of the current costs to the Council will be undertaken for replacement bins to ensure cost recovery.
- 8.5 An additional charge was introduced in 2018/19 to cover the cost of supplying eurobins to flatted complexes for new developments and remains unchanged for 2019/20.

9 Commercial Waste

- 9.1 The Commercial Waste Service offer waste collection and disposal services to businesses and organisations within Thurrock who do not qualify for a domestic collection under the Controlled Waste Regulations 2012. The service offer a

wide range of collection sizes across residual waste, composting and recycling disposal methods in order to meet needs of small, medium and large businesses across the borough.

- 9.2 Currently the service is projected to deliver on its current income target for 2018/19, and charges remain unchanged for 2019/20. Trade waste charges are shown for information but are Price-On-Asking (POA), as they are commercially sensitivity.
- 9.3 Commercial Waste charges are set in line with the volume and frequency of collections that a customer requires and at a rate that will best support the delivery of our income targets. Due to the significant market penetration achieved in recent years the income level generated is not expected to increase materially for 2019/20.

10 Burials and Memorials

- 10.1 Thurrock Council maintains 5 cemeteries providing a range of burial services and graves for cremated remains. Charges for Thurrock Residents are at the rates stated in the Fees and Charges.
- 10.2 In order to protect our limited resources Fees and Charges for non-Thurrock residents are doubled across all categories, as per previous years. This is to reflect the lack of burial space in London boroughs (with notable higher fees) and ensure that Thurrock residents retain enough capacity to meet future requirements. Additional changes have also been made as described below, to further protect these resources from encroachment and ensure availability.
- 10.3 All fees are waived for children up to the age of 16 years.
- 10.4 Burial and Memorial Fees and charges has been reviewed and the benchmarking with neighbouring Authorities has been taken into account. Fees and Charges been increased generally in line with inflation in order to recover any increased costs. The Burials Service is in the process of exploring the opportunities for a wider range of services including cremation and natural burials.
- 10.5 Internment of Ashes – Part 2 Memorial Gardens charge has been increased above inflation to take account of actual costs.
- 10.6 Plot Reservation will also be changed to reflect the limited in-borough capacity. Such that the reservation of a plot is only permitted when a burial is being undertaken to enable the relatives to reserve a single adjoining plot. For avoidance of doubt this means that a maximum of two plots can be purchased. This will enable 3 full burials plus 6 internments of ashes, per plot.
- 10.7 Plot reservation for the exclusive right of burial, will also be reduced from the current 99 years, to 50 years with the option to extend this by 10 year intervals. This is again to manage the Councils limited capacity and improve the utilization of these limited assets for the benefit of all residents.

11 Environmental Enforcement and Abandoned Vehicles

- 11.1 Environmental Enforcement issue fixed penalty notices (FPN's) for breaches of legislation. Where appropriate the alleged offender is issued with a FPN as an opportunity to discharge any liability for conviction for the alleged offence. Issuing a FPN is not always appropriate for repeat offenders or those where the severity is such that prosecution is more appropriate.
- 11.2 The minimum and maximum amount that a fixed penalty notice can be issued for is determined by offence and is set out in legislation. The Council has licence to set the amount between the legislated minimum and maximum and can offer early repayment discounts if they are so minded.
- 11.3 In line with the objectives of Clean it, Cut it Fill it and the zero tolerance approach to Environmental Crime, all Fixed Penalty Notices charges have been set at the maximum amount permissible in law, with no option for an early repayment discount.
- 11.4 The proposed 2019/20 income budget for Enforcement reflects the current levels being generated. But there is a corresponding impact on expenditure; therefore the net financial impact is netted off. This is reflected in the detailed financial analysis which informs the budget setting, which offsets income against expenditure and does not result in a budget saving.

12 Registrars

- 12.1 The Register Office provides the statutory service of registering births deaths & marriages, alongside the non-statutory service of nationality checking and citizenship ceremonies on both a group and individual basis.
- 12.2 The fees and charges set by the Council are always reviewed against neighbouring Authorities, and take full account of any statutory charge limitations.
- 12.3 Customer engagement throughout the year allows us to take into consideration local reaction and address any concerns to changes in the fees and charges.
- 12.4 Overall fees and charges have been increased in line with neighbouring areas and the commercial principal for full cost recovery; this has resulted in increases across the majority of the existing service charges.

13 Theatre Services

- 13.1 The Thameside Theatre is one of the services accommodated in the Thameside Complex. Costs have been funded through a mixture of:
- Fees for hire of the facilities
 - Traded Services - for example ticket sales, bar and kiosk merchandise
 - Council subsidy

13.2 The team has worked with the Commercial Services team and colleagues across the Council to develop a business plan which seeks to eliminate council operating subsidy, build on the reputation of the theatre and increase audience numbers. Like any trading organization, income and costs vary year to year. The annual turnover is typically £650k. In 2016/17, the theatre generated a small surplus and in 2017/18 the subsidy was only £8k.

13.3 A thorough review of fees and charges was undertaken for the 2017/18 financial year. Notably:

- A discount tariff was deleted
- HMRC Required that VAT charges were imposed on hiring accommodation;
- Hire charges were raised by 3%;
- The performance night staffing charge was increased by 60% to better reflect the actual cost.
- Sunday hire charges were reduced to attract more business to the theatre.

13.4 These changes were implemented in April 2017 and the impact was an increase in hire charges of up to 23% for organisations unable to reclaim VAT plus a 60% increase in the performance surcharge. Bookings are taken a year or more in advance and it was feared that the price increase would cause customer resistance. Luckily – competitor venues have undergone the same process and hires have not dropped. The Sunday hire charge decreases have been well received and the numbers of Sunday bookings have continued to increase.

13.5 As a consequence of the significant changes made to charges in 2017/2018, the on-going assessment of their impact, current performance and competitor analysis; it is proposed that charges are increased as follows in 2019/2020:

- Approx. 3% increase theatre hire (Actual increase depends on rounding figures);
- No change to performance surcharge;
- Rationalization of charges for technical equipment hire to increase use and simplify charging
- Reduction of hire charge for Thameside Two in-line with other similar venues to increase hire
- Adoption of charges for all other areas that may be rented out.
- Review of charges for foyer for functions including a reduced surcharge
- Introduction of returnable deposit for gallery use to encourage maximum usage
- Introduction of fee to produce tickets for hirers who wish to act as their own box office.

13.6 New charges may be introduced during the year as new revenue streams are developed. These will be reflected in the following year's fees and charges

report.

14 Libraries

- 14.1 Local authorities have a statutory duty under the Public Libraries and Museums Act 1964 to provide a free comprehensive and efficient library service for all.
- 14.2 The Thurrock Library Service is delivered as part of the wider Essex Contract. This means that Thurrock residents benefit from the wider stock available from across Essex, as well as support with the library management system.
- 14.3 Income from fees and charges in 2018/19 is showing a pressure of £25k. Currently the income from Library services is reactive to the behavior of library users. Many of the formats previously hired are no longer marketable such as DVD's and CD's. Furthermore, the photocopiers in libraries are in the process of being modernised to enable more use, especially in bulk copying. A Library and Community Hub strategy is being considered by Health Overview and Scrutiny in November, and Cabinet in December. The strategy commits to developing a five year investment plan, balancing council funding with commercial and partner opportunities to create a sustainable future. The consultation held summer 2018 to inform the strategy, identified a number of ideas for income generation which are currently being explored and are likely to help enable a more proactive approach to income through fees and charges to be developed.
- 14.4 The proposed fees and charges for 2018/19 have been compared to Essex and Southend Councils, and adjusted where applicable so there is some consistency for residents using the Essex libraries; Southend is no longer part of the Essex Contract. In addition, the fees and charges for libraries in 2019/20 reflect full cost recovery where there is a rationale for applying, this includes requests from other libraries outside Essex and Thurrock, as well as requests from the British Library.
- 14.5 The fee for damaged/lost items for books where no current value can be traced is rarely used. It is usually possible to find a current cost for replacement with a percentage reduction depending on how many years the item has been in stock.
- 14.6 DVD and CD hire: these items are only purchased in small numbers as these formats are being superseded by downloads and alternative technologies (i.e. streaming). And the decrease in fees reflects the market rate; for both DVD/CD and book sale items. CD-Roms are no longer used, and costs are only included for microfilm.
- 14.7 Bulk photocopying service for 50+ copies will be possible following the introduction of new photocopiers, expected in November 2018. This will encourage organisations to consider using branches for larger copying orders. New photocopiers will also address the current shortfall in income from fees. This function will require assistance from staff.

- 14.8 Premises Hire: the proposed charges will be reviewed as partnerships with the community hubs are developed. Currently the charges are divided into hire within opening hours, and hire outside of opening hours (as these require a member of staff to open and close facility). Charges reflect what we know partners are likely to be prepared to pay.
- 14.9 A new Visa service for immigration purposes is due to be introduced in Grays Central Library in November 2018, following the successful tender to run this service locally. Income from this service, along with all income from fees and charges applied and collected through the library service; will be ring-fenced to support developing future provision of services.

15 Public Protection

- 15.1 The objective for public protection is to ensure that the fees charged for licences cover the cost of the provision of the licensing service. In most cases licensing legislation prohibits us from making a surplus on the provision of a licence in other cases the licence fees are set nationally or capped at a certain level.
- 15.2 For other fees charged by public protection the picture varies dependent on the purpose for which the fee is charged and so where permissible in law we levy fees to maximise returns based on the costs of the provision of the service provided and market conditions.
- 15.3 Fees are reviewed annually to ensure full cost recovery is achieved whenever possible; and in line with legislation, commercial principals and where permissible, we alter fees to maximise the income contribution towards the Councils budget position.
- 15.4 Licence charges for financial year 2019/20 are outlined below:
- Alcohol & Entertainment– are unchanged, at statutory limitations
 - Gambling, including Lotteries and Amusements – are unchanged, at statutory cap.
 - Animal Feed Regulations– are unchanged, at statutory limitations
 - Explosives Regulations - are unchanged, at statutory limitations
 - Petroleum Regulations - are unchanged, at statutory limitations
- 15.5 The following license charges for financial year 2019/20 are on a full cost recovery model; there are no proposals for any changes, however any proposals for changes for these will be agreed through the Licensing Committee.
- Massage and Special Treatment
 - Hackney Carriage and Private Hire
 - Sex Establishment
 - Scrap Metal
 - Street Trading

- Animal Premises Licensing.

15.6 Public Protection charges are outlined below:

- Control of Dogs – are unchanged, due to external contractor costs
- Testing and Verification of Weighing and Measuring Equipment – have been updated and price matched against neighboring Authorities.
- Other Environmental Protection Charges – are unchanged, due to market competition
- Other Sales and Service Charges – are generally unchanged

15.7 Local Authority Integrated Pollution Prevention and Control (LA-IPPC \ LAPPC) is a system which applies an integrated environmental approach to regulate certain industrial activities. Department for Environment, Food and Rural Affairs (DEFRA) changes in 2017/18 meant that the methodology and structure of the charges were fully revised for 2018/19 fees and charges. DEFRA charges remain unchanged for 2019/20.

15.8 LA-IPPC involves determining the appropriate controls for industry to protect the environment through a single permitting process. This means that emissions to air, water (including discharges to sewers) and land, plus a range of other activities with an environmental impact, must be considered together.

16 Public Protection – Statutory COMAH Activities

16.1 Relate to statutory duties for inspections, exercises and/or making of recommendations to COMAH applicable sites within the borough where materials, chemicals, oil, gas or other substances are stored, transported and processed; such that they represent a major hazard and consequently fall under the Control of Major Accidents Hazards Regulations 2015 (COMAH).

16.2 These were introduced during 2018/19 under delegated authority, and under the regulations the council is permitted to recover all costs associated with performance of its duties including all overheads and associated costs.

16.3 Service delivery was internalised in 2018/19, and is delivered using a rate charge for officer time, and supporting activities.

16.4 This service may also be sold to other businesses (i.e. sites where COMAH regulations are currently not applicable) on a commercial basis and charged on an individual case basis, against an agreed scope of works to be undertaken.

17 Heritage Service

17.1 The Heritage Service will be charging fees at the Thurrock Museum and Coalhouse Fort during 2019/20. Fees will be charged for the following services:

- School visits to Coalhouse Fort and Thurrock Museum
- Talks given to other organisations
- Information education sessions

- Topic loan boxes for schools
- Research and readers tickets

17.2 School visit charges for Coalhouse Fort and Thurrock Museum are based on a class of pupils. The fee is a flat fee of £150 per class, per day (based on c.30 pupils).

This fee covers the cost of a staff members time to run the session and a freelancer to help deliver the session, so that two classes can attend on one day. This is preferred both by the schools and heritage service; and the fee has been set to take into account affordability for the local areas, affordability for schools and what other local providers also charge (including Braintree, Chelmsford, Essex and Southend). The fee set is lower than some other organisations as the Heritage service does not provide the same level of dedicated and specialised resources.

17.3 Historic and Educational talks – can be given within or outside of Council hours, examples of this are Local Historical Society, U3A groups and historical event days. The fee for new talks is a flat fee of £100, with the fee then dropping to £70 for subjects already prepared and researched. This fee had been decided to cover professional staff knowledge and time, whilst keeping the service affordable for organisations and compares favorably with other providers. Alternatively, talks carried out at Thurrock Museum will be charged at £4 per person, again this price has been decided to reflect what similar organisations charge.

17.4 Informal Education sessions – take place during school holidays to engage the local community and different age groups in the borough heritage. Sessions will be charged at £5 per child, accompanied by adult (free). This price has been decided upon based on other local organisation charges and the resource cost needed during these sessions. Further, the Museum is looking to put a monthly activity on for parents and toddlers, these will be charged at £3 per toddler in line with other Museum charges.

17.5 Topic Loan boxes gives the opportunity to bring artifacts from the Museum into the classroom. Boxes will be themed to align with curricular, and a survey of schools showed positive interest in this service. The charge for each topic box will be £20 per box, per half term, and compares favorably to other museums.

17.6 Research and Reader tickets – relates to enquires for research or other information about a specific local history project or subject. The museum does not have the resources to research this information for the public, and this will allow users to purchase a yearly readers ticket to access the archives and pay for photographs or copies of documents. The cost for a reader ticket will be £10 per person, per year. Museum volunteers will be able to access the archive for free. This compares favorably to other record officers and will be reviewed after 6 months.

18 Reasons for Recommendation

18.1 The setting of appropriate fees and charges will enable the Council to generate essential income for the funding of Council services. The approval of reviewed fees and charges will also ensure that the Council is competitive with other service providers and neighbouring councils. The ability to vary charges within financial year will enable services to more flexible adapt to changing economic conditions.

18.2 The granting of delegated authority to vary these charges within financial year will allow the Council to better respond to commercial challenges.

19 Consultation (including Overview and Scrutiny, if applicable)

19.1 Consultations will be progressed where there is specific need. However, with regard all other items, the proposals in this report do not affect any specific parts of the borough. Fees and charges are known to customers before they make use of the services they are purchasing.

20 Impact on corporate policies, priorities, performance and community impact

20.1 The changes in these fees and charges may impact the community; however it must be taken into consideration that these price rises include inflation.

21 Implications

21.1 Financial

Implications verified by: **Carl Tomlinson**
Finance Manager

Additional income will be generated from increases but this is variable as it is also dependent on demand for the services. Increases to income budgets have been built into the MTFS.

21.2 Legal

Implications verified by: **David Lawson**
Assistant Director of Law & Governance and
Monitoring Officer

Fees and charges generally fall into three categories – Statutory, Regulatory and Discretionary. Statutory charges are set in statute and cannot be altered by law since the charges have been determined by Central government and all authorities will be applying the same charge.

Regulatory charges relate to services where, if the Council provides the service, it is obliged to set a fee which the Council can determine itself in accordance with a regulatory framework. Charges have to be reasonable and must be applied

across the borough.

Discretionary charges relate to services which the Council can provide if they choose to do so. This is a local policy decision. The Local Government Act 2003 gives the Council power to charge for discretionary services, with some limited exceptions. This may include charges for new and innovative services utilising the power to promote environmental, social and economic well-being under section 2 of the Local Government Act 2000. The income from charges, taking one financial year with another, must not exceed the cost of provision. A clear and justifiable framework of principles should be followed in terms of deciding when to charge and how much, and the process for reviewing charges.

A service may wish to consider whether they may utilise this power to provide a service that may benefit residents, businesses and other service users, meet the Council priorities and generate income.

Decisions on setting charges and fees are subject to the Council's decision making structures. Most charging decisions are the responsibility of Cabinet, where there are key decisions. Some fees are set by full Council.

21.3 Diversity and Equality

Implications verified by: **Roxanne Scanlon**
Community Engagement and Project
Monitoring Officer

The Council is responsible for promoting equality of opportunity in the provision of services and employment as set out in the Equality Act 2010 and Public Sector Equality Duty. Decisions on setting charges and fees are subject to Community Equality Impact Assessment process and the Council's wider decision making structures to determine impact on protected groups and related concessions that may be available.

21.4 Other implications (where significant) – i.e. Staff, Health, Sustainability, Crime and Disorder)

None applicable

22 Background papers used in preparing the report (including their location on the Council's website or identification whether any are exempt or protected by copyright):

None

23 Appendices to the report

Appendix 1 – Schedule of Proposed Fees and Charges for 2019/20
Appendix 2 – Schedule of Fees and Charges no longer applicable

Report Author:

Andrew Austin

Commercial Manager

Name of fee or Charge Cleaner, Greener & Safer	Statutory/ Discretionary Charge	VAT Status 18/19	Charge excl. VAT 2018/19	VAT Amount 2018/19	Charge incl. VAT 2018/19	VAT Status 19/20	Charge excl. VAT 2019/20	VAT Amount 2019/20	Charge incl. VAT 2019/20	New, Deleted, Varied, Unchanged
Safety of Sports Grounds Safety Certificate - Amendment of certificate	S	O	£ 56.65	£ -	£ 56.65	O	£ 56.65	£ -	£ 56.65	UNCHANGED
Safety of Sports Grounds Safety Certificate - Application for issue of certificate	S	O	£ 113.30	£ -	£ 113.30	O	£ 113.30	£ -	£ 113.30	UNCHANGED
Safety of Sports Grounds Safety Certificate - Replacement or transfer of certificate	S	O	£ 52.50	£ -	£ 52.50	O	£ 52.50	£ -	£ 52.50	UNCHANGED
Abandoned Vehicles - Administration charge for removal of vehicle from private property when directed by Management company or Private Landowner	D	O	£ 75.00	£ -	£ 75.00	O	£ 75.00	£ -	£ 75.00	UNCHANGED
Abandoned vehicles - Where collection and disposal is carried out by the Council's authorised contractor - Storage (When taken into safe custody) per day	D	S	£ 20.83	£ 4.17	£ 25.00	S	£ 20.83	£ 4.17	£ 25.00	UNCHANGED
Abandoned vehicles - Where collection and disposal is carried out by the Council's authorised contractor - To take vehicle into storage - Vehicle Upright, undamaged and accessible.	D	S	£ 208.33	£ 41.67	£ 250.00	S	£ 208.33	£ 41.67	£ 250.00	UNCHANGED
Bulky Waste Collections - Collection and disposal of up to three items	D	E	£ 30.00	£ -	£ 30.00	E	£ 30.00	£ -	£ 30.00	UNCHANGED
Bulky Waste Collections - Each additional item	D	E	£ 8.00	£ -	£ 8.00	E	£ 8.00	£ -	£ 8.00	UNCHANGED
The following Burial charges are applicable to residents of the Borough of Thurrock. Non Residents are required to pay double the Burial fees set out below, also included is the charge for non residents aged 5 and under.				£ -	£ -			£ -	£ -	UNCHANGED
Burial Grounds - Part 1 Interment - Exclusive right of Burial - In a full size grave-Lawn Section	D	E	£ 772.50	£ -	£ 772.50	E	£ 795.00	£ -	£ 795.00	INCREASED
Burial Grounds - Part 1 Interment - Exclusive right of Burial - In a full size grave-Traditional graves where available	D	E	£ 1,575.00	£ -	£ 1,575.00	E	£ 1,620.00	£ -	£ 1,620.00	INCREASED
Burial Grounds - Part 1 Interment - There is no burial fee or associated memorial permit fee payable for any resident of the Borough aged 5 and under										UNCHANGED
Burial Grounds - Part 1 Interment - In a grave - Buried or cremated remains of a resident aged 5 years and under	D	E	£ -	£ -	£ -	E	£ -	£ -	£ -	UNCHANGED
Burial Grounds - Part 1 Interment - In a grave - Buried or cremated remainst of a resident aged 6 to under 16 years	D	E	£ -	£ -	£ -	E	£ -	£ -	£ -	UNCHANGED
Burial Grounds - Part 1 Interment - In a grave - Person aged 16 year and over	D	E	£ 650.00	£ -	£ 650.00	E	£ 650.00	£ -	£ 650.00	UNCHANGED
Burial Grounds - Part 1 Interment - In a grave - Cremated remains in full size grave	D	E	£ 300.00	£ -	£ 300.00	E	£ 326.00	£ -	£ 326.00	INCREASED
Burial Grounds - Part 2 Memorial Gardens Section - Additional interment of ashes and replacement plaque for further 7 years where original subscription has: Less than 4 years to run	D	E	£ 220.50	£ -	£ 220.50	E	£ 227.00	£ -	£ 227.00	INCREASED
Burial Grounds - Part 2 Memorial Gardens Section - Additional interment of ashes and replacement plaque for further 7 years where original subscription has: More than 4 years to run	D	E	£ 158.00	£ -	£ 158.00	E	£ 162.00	£ -	£ 162.00	INCREASED
Burial Grounds - Part 2 Memorial Gardens Section - Cremated Remains Section - Exclusive Right of Burial for a forty year period	D	E	£ 326.00	£ -	£ 326.00	E	£ 335.00	£ -	£ 335.00	INCREASED
Burial Grounds - Part 2 Memorial Gardens Section - Cremated Remains Section - Interment of Ashes	D	E	£ 326.00	£ -	£ 326.00	E	£ 326.00	£ -	£ 326.00	UNCHANGED
Burial Grounds - Part 2 Memorial Gardens Section - Erection of memorial plaque only for 7 years (no ashes to inter)	D	E	£ 189.00	£ -	£ 189.00	E	£ 194.00	£ -	£ 194.00	INCREASED
Burial Grounds - Part 2 Memorial Gardens Section - Includes plaque for 7 years & loose interment of ashes	D	E	£ 231.00	£ -	£ 231.00	E	£ 249.00	£ -	£ 249.00	INCREASED

Name of fee or Charge Cleaner, Greener & Safer	Statutory/ Discretionary Charge	VAT Status 18/19	Charge excl. VAT 2018/19	VAT Amount 2018/19	Charge incl. VAT 2018/19	VAT Status 19/20	Charge excl. VAT 2019/20	VAT Amount 2019/20	Charge incl. VAT 2019/20	New, Deleted, Varied, Unchanged
Burial Grounds - Part 2 Memorial Gardens Section - Renewal of 7 year subscription - With existing plaque	D	E	£ 126.00	£ -	£ 126.00	E	£ 129.00	£ -	£ 129.00	INCREASED
Burial Grounds - Part 2 Memorial Gardens Section - Renewal of 7 year subscription - With replacement plaque	D	E	£ 189.00	£ -	£ 189.00	E	£ 194.00	£ -	£ 194.00	INCREASED
Burial Grounds - Part 2 - Kerb Plaque - replacement	D	E				E	£ 75.00	£ -	£ 75.00	NEW
Burial Grounds - Part 3 Monuments, Gravestones, Tablets & Monumental Inscriptions - For the right to erect or place on a grave in respect of which an exclusive right of burial has not been granted: a tablet not exceeding 20" x 18" x 6" base	D	E	£ 158.00	£ -	£ 158.00	E	£ 162.00	£ -	£ 162.00	INCREASED
Burial Grounds - Part 3 Monuments, Gravestones, Tablets & Monumental Inscriptions - The fees indicated for Part 3 include the first inscription, for each inscription after the first	D	E	£ 79.00	£ -	£ 79.00	E	£ 81.00	£ -	£ 81.00	INCREASED
Burial Grounds - Part 3 Monuments, Gravestones, Tablets & Monumental Inscriptions - Permit for Lawn Grave Memorial	D	E	£ 179.00	£ -	£ 179.00	E	£ 184.00	£ -	£ 184.00	INCREASED
Burial Grounds - Part 3 Monuments, Gravestones, Tablets & Monumental Inscriptions - Permit for Traditional Grave Memorial	D	E	£ 220.00	£ -	£ 220.00	E	£ 226.00	£ -	£ 226.00	INCREASED
Burial Grounds - Part 3 Other Burial Fees - Permit to Work on a Headstone	D	E	£ 75.00	£ -	£ 75.00	E	£ 77.00	£ -	£ 77.00	INCREASED
Burial Grounds - Part 5 Other Burial Fees - Additional Plaque	D	S	£ 147.50	£ 29.50	£ 177.00	S	£ 147.50	£ 29.50	£ 177.00	UNCHANGED
Burial Grounds - Part 5 Other Burial Fees - Memorial bench	D	S	£ 1,407.50	£ 281.50	£ 1,689.00	S	£ 1,407.50	£ 281.50	£ 1,689.00	UNCHANGED
Burial Grounds - Part 5 Other Burial Fees - Memorial tree (New trees no longer available) Intention of second set of ashes for existing memorial trees only	D	E	£ 310.00	£ -	£ 310.00	E	£ 326.00	£ -	£ 326.00	INCREASED
Burial Grounds - Part 4 Other Burial Fees - Transfer of grant of exclusive right of burial fee for registering the transfer and endorsing the deed	D	E	£ 75.00	£ -	£ 75.00	E	£ 77.00	£ -	£ 77.00	INCREASED
Burial Grounds - Part 4 Other Burial Fees - Transfer of grant of exclusive burial where a Statutory Declaration is required	D	E	£ 100.00	£ -	£ 100.00	E	£ 103.00	£ -	£ 103.00	INCREASED
Burial Grounds - Part 4 Other Burial Fees - Search Fees for Historical records	D	E	£ 25.00	£ -	£ 25.00	E	£ 26.00	£ -	£ 26.00	INCREASED
Council Managed Allotments - 1x10 Rod plot	D	E	£ 103.00	£ -	£ 103.00	E	£ 103.00	£ -	£ 103.00	UNCHANGED
Council Managed Allotments - 1x5 Rod (1/2 size plot)	D	E	£ 55.00	£ -	£ 55.00	E	£ 55.00	£ -	£ 55.00	UNCHANGED
Domestic Waste - Supply of a replacement wheelie bin where broken or lost	D	O	£ 35.00	£ -	£ 35.00	O	£ 35.00	£ -	£ 35.00	UNCHANGED
Domestic Waste - Supply of 1100 refuse or recycling bin for Managing Agent including delivery	D	S	£ 325.00	£ 65.00	£ 390.00	S	£ 325.00	£ 65.00	£ 390.00	UNCHANGED
Domestic Waste - Supply of a replacement wheelie bin where broken or lost - reduced rate if resident is claiming benefits or is over 60	D	O	£ 18.00	£ -	£ 18.00	O	£ 18.00	£ -	£ 18.00	UNCHANGED
Enforcement Fees - Depositing Litter - no discount for early repayment	S	E	£ 80.00	£ -	£ 80.00	E	£ 150.00	£ -	£ 150.00	INCREASED
Enforcement Fees - Unauthorised Disposal of Waste (Fly-tipping) - no discount for early repayment	S	E	£ 400.00	£ -	£ 400.00	E	£ 400.00	£ -	£ 400.00	UNCHANGED
Enforcement Fees - Failure to Produce Authority (Waste Transfer Notes) - no discount for early repayment	S	E	£ 300.00	£ -	£ 300.00	E	£ 300.00	£ -	£ 300.00	UNCHANGED
Enforcement Fees - Failure to Furnish Documentation (Waste Carriers Licence) - no discount for early repayment	S	E	£ 300.00	£ -	£ 300.00	E	£ 300.00	£ -	£ 300.00	UNCHANGED
Enforcement Fees - Unauthorised Distribution of Free Printed Matter / Literature - no discount for early repayment	S	E	£ 80.00	£ -	£ 80.00	E	£ 150.00	£ -	£ 150.00	INCREASED
Enforcement Fees - Failure to Comply with a Waste Receptacles Notice - no discount for early repayment	S	E	£ 110.00	£ -	£ 110.00	E	£ 110.00	£ -	£ 110.00	UNCHANGED

Name of fee or Charge Cleaner, Greener & Safer	Statutory/ Discretionary Charge	VAT Status 18/19	Charge excl. VAT 2018/19	VAT Amount 2018/19	Charge incl. VAT 2018/19	VAT Status 19/20	Charge excl. VAT 2019/20	VAT Amount 2019/20	Charge incl. VAT 2019/20	New, Deleted, Varied, Unchanged
Enforcement Fees - Nuisance Parking - no discount for early repayment	S	E	£ 80.00	£ -	£ 80.00	E	£ 100.00	£ -	£ 100.00	INCREASED
Enforcement Fees - Abandoning a Vehicle - no discount for early repayment	S	E	£ 200.00	£ -	£ 200.00	E	£ 200.00	£ -	£ 200.00	UNCHANGED
Enforcement Fees - Graffiti - no discount for early repayment	S	E	£ 80.00	£ -	£ 80.00	E	£ 150.00	£ -	£ 150.00	INCREASED
Enforcement Fees - Fly-Posting - no discount for early repayment	S	E	£ 80.00	£ -	£ 80.00	E	£ 150.00	£ -	£ 150.00	INCREASED
Enforcement Fees - Failure to Comply with a Community Protection Notice - no discount for early repayment	S	E	£ 100.00	£ -	£ 100.00	E	£ 100.00	£ -	£ 100.00	UNCHANGED
Enforcement Fees - Failure to Comply with a Public Space Protection Order - no discount for early repayment	S	E	£ 100.00	£ -	£ 100.00	E	£ 100.00	£ -	£ 100.00	UNCHANGED
Enforcement Fees - Dog Fouling - no discount for early repayment	S	E	£ 80.00	£ -	£ 80.00	E	£ 150.00	£ -	£ 150.00	INCREASED
Parks - Commercial Hire of Parks and Open Spaces - Price on Applications	D	S	POA	£ -	POA	S	POA	£ -	POA	UNCHANGED
Parks - Bowls - Thurrock Bowls Assoc - Exclusive use of 8 greens - Over 60	D	E	£ 125.00	£ -	£ 125.00	E	£ 129.00	£ -	£ 129.00	INCREASED
Parks - Bowls - Thurrock Bowls Assoc - Exclusive use of 8 greens - Under 18	D	E	£ 74.50	£ -	£ 74.50	E	£ 77.00	£ -	£ 77.00	INCREASED
Parks - Bowls - Thurrock Bowls Assoc - Exclusive use of 8 greens - Under 60	D	E	£ 159.50	£ -	£ 159.50	E	£ 165.00	£ -	£ 165.00	INCREASED
Parks - Cricket - Adult Pitch per match (10 games or more)	D	E	£ 93.50	£ -	£ 93.50	E	£ 96.00	£ -	£ 96.00	INCREASED
Parks - Cricket - Adult Pitch per match (less than 10 games)	D	S	£ 93.50	£ 18.70	£ 112.20	S	£ 96.00	£ 19.20	£ 115.20	INCREASED
Parks - Cricket - Youth Pitch per match (10 games or more)	D	E	£ 43.00	£ -	£ 43.00	E	£ 44.00	£ -	£ 44.00	INCREASED
Parks - Cricket - Youth Pitch per match (less than 10 games)	D	S	£ 43.00	£ 8.60	£ 51.60	S	£ 44.00	£ 8.80	£ 52.80	INCREASED
Parks - Football - Adult Pitch with Changing Facilities per match (10 games or more)	D	E	£ 80.00	£ -	£ 80.00	E	£ 82.00	£ -	£ 82.00	INCREASED
Parks - Football - Adult Pitch with Changing Facilities per match (less than 10 games)	D	S	£ 80.00	£ 16.00	£ 96.00	S	£ 82.00	£ 16.40	£ 98.40	INCREASED
Parks - Football - Adult Pitch with Changing Facilities per season (max 16 games)	D	E	£ 1,005.00	£ -	£ 1,005.00	E	£ 1,035.00	£ -	£ 1,035.00	INCREASED
Parks - Football - Child Pitch per match (10 games or more)	D	E	£ 39.00	£ -	£ 39.00	E	£ 40.00	£ -	£ 40.00	INCREASED
Parks - Football - Child Pitch per match (less than 10 games)	D	S	£ 39.00	£ 7.80	£ 46.80	S	£ 40.00	£ 8.00	£ 48.00	INCREASED
Parks - Football - Child Pitch per season (max 16 games)	D	E	£ 493.00	£ -	£ 493.00	E	£ 507.00	£ -	£ 507.00	INCREASED
Parks - Football - Mini Pitch per match (10 games or more)	D	E	£ 20.00	£ -	£ 20.00	E	£ 20.50	£ -	£ 20.50	INCREASED
Parks - Football - Mini Pitch per match (less than 10 games)	D	S	£ 20.00	£ 4.00	£ 24.00	S	£ 20.50	£ 4.10	£ 24.60	INCREASED
Parks - Football - Mini Pitch per season (max 16 games)	D	E	£ 93.00	£ -	£ 93.00	E	£ 96.00	£ -	£ 96.00	INCREASED
Parks - Football - Youth Pitch per match (10 games or more)	D	E	£ 48.50	£ -	£ 48.50	E	£ 50.00	£ -	£ 50.00	INCREASED
Parks - Football - Youth Pitch per match (less than 10 games)	D	S	£ 48.50	£ 9.70	£ 58.20	S	£ 50.00	£ 10.00	£ 60.00	INCREASED
Parks - Football - Youth Pitch per season (max 16 games)	D	E	£ 590.00	£ -	£ 590.00	E	£ 608.00	£ -	£ 608.00	INCREASED
Parks - Rugby - Adult Pitch per match (10 games or more)	D	E	£ 80.00	£ -	£ 80.00	E	£ 82.00	£ -	£ 82.00	INCREASED
Parks - Rugby - Adult Pitch per match (less than 10 games)	D	S	£ 80.00	£ 16.00	£ 96.00	S	£ 82.00	£ 16.40	£ 98.40	INCREASED
Parks - Rugby - Adult Pitch per season (max 16 games)	D	E	£ 1,005.00	£ -	£ 1,005.00	E	£ 1,035.00	£ -	£ 1,035.00	INCREASED
Parks - Rugby - Mini Pitch per match (10 games or more)	D	E	£ 20.00	£ -	£ 20.00	E	£ 20.50	£ -	£ 20.50	INCREASED
Parks - Rugby - Mini Pitch per match (less than 10 games)	D	S	£ 20.00	£ 4.00	£ 24.00	S	£ 20.50	£ 4.10	£ 24.60	INCREASED
Parks - Rugby - Mini Pitch per season (max 16 game)	D	E	£ 93.00	£ -	£ 93.00	E	£ 96.00	£ -	£ 96.00	INCREASED
Parks - Rugby - Youth Pitch per match (10 games or more)	D	E	£ 48.50	£ -	£ 48.50	E	£ 50.00	£ -	£ 50.00	INCREASED
Parks - Rugby - Youth Pitch per match (less than 10 games)	D	S	£ 48.50	£ 9.70	£ 58.20	S	£ 50.00	£ 10.00	£ 60.00	INCREASED
Parks - Rugby - Youth Pitch per season (max 16 games)	D	E	£ 590.00	£ -	£ 590.00	E	£ 608.00	£ -	£ 608.00	INCREASED
Trade Waste Charges - Bin size (per lift) - 1,100 recycling	D	O	POA	£ -	POA	O	POA	£ -	POA	UNCHANGED

Name of fee or Charge Cleaner, Greener & Safer	Statutory/ Discretionary Charge	VAT Status 18/19	Charge excl. VAT 2018/19	VAT Amount 2018/19	Charge incl. VAT 2018/19	VAT Status 19/20	Charge excl. VAT 2019/20	VAT Amount 2019/20	Charge incl. VAT 2019/20	New, Deleted, Varied, Unchanged
Trade Waste Charges - Bin size (per lift) - 1,100 refuse	D	O	POA	£ -	POA	O	POA	£ -	POA	UNCHANGED
Trade Waste Charges - Bin size (per lift) - 660 recycling	D	O	POA	£ -	POA	O	POA	£ -	POA	UNCHANGED
Trade Waste Charges - Bin size (per lift) - 660 refuse	D	O	POA	£ -	POA	O	POA	£ -	POA	UNCHANGED
Trade Waste Charges - Bin size (per lift) - 240 recycling	D	O	POA	£ -	POA	O	POA	£ -	POA	UNCHANGED
Trade Waste Charges - Bin size (per lift) - 240 refuse	D	O	POA	£ -	POA	O	POA	£ -	POA	UNCHANGED
Trade Waste Charges - Sacks 50	D	O	POA	£ -	POA	O	POA	£ -	POA	UNCHANGED
Trade Waste Charges - Sacks 100	D	O	POA	£ -	POA	O	POA	£ -	POA	UNCHANGED
Cultural Services - Borrowers Lost Tickets - Adult - First Loss	D	O	£ 2.60	£ -	£ 2.60	O	£ 2.60	£ -	£ 2.60	UNCHANGED
Cultural Services - Borrowers Lost Tickets - Adult - Second and subsequent loss	D	O	£ 3.10	£ -	£ 3.10	O	£ 3.10	£ -	£ 3.10	UNCHANGED
Cultural Services - Children's Lost Tickets - First Loss	D	O	free	£ -	free	O	free	£ -	free	UNCHANGED
Cultural Services - Children's Lost Tickets - Second Loss	D	O	£ 2.60	£ -	£ 2.60	O	£ 2.60	£ -	£ 2.60	UNCHANGED
Cultural Services - Catalogue Requests - Requests from Library catalogue	D	O	£ 1.00	£ -	£ 1.00	O	free	£ -	free	DECREASED
Cultural Services - Catalogue Requests - Requests from Library catalogues outside Essex	D	O				O	£ 7.25	£ -	£ 7.25	NEW
Cultural Services - Catalogue Requests - Requests from the British Library	D	O				O	£ 22.80	£ -	£ 22.80	NEW
Cultural Services - Catalogue Requests - British Library lending renewals	D	O				O	£ 4.95	£ -	£ 4.95	NEW
Cultural Services - Damaged and Lost items - Books for which no current value can be traced - Adults books	D	O	£ 30.00	£ -	£ 30.00	O	£ 30.00	£ -	£ 30.00	UNCHANGED
Cultural Services - Damaged and Lost items - Books for which no current value can be traced - Children's books	D	O	£ 20.00	£ -	£ 20.00	O	£ 20.00	£ -	£ 20.00	UNCHANGED
Cultural Services - Lost compact disc cassette inserts/ Cases and book wallets - Book wallets	D	O	£ 1.60	£ -	£ 1.60	O	£ 1.60	£ -	£ 1.60	UNCHANGED
Cultural Services - Lost compact disc cassette inserts/ Cases and book wallets - Compact Disc/CD Rom case	D	O	£ 2.10	£ -	£ 2.10	O	£ 2.10	£ -	£ 2.10	UNCHANGED
Cultural Services - Lost compact disc cassette inserts/ Cases and book wallets - Compact Disc/CD Rom or Cassette insert	D	O	Full Cost	£ -	Full Cost	O	Full Cost	£ -	Full Cost	UNCHANGED
Cultural Services - Lost compact disc cassette inserts/ Cases and book wallets - DVD case	D	O	£ 2.10	£ -	£ 2.10	O	£ 2.10	£ -	£ 2.10	UNCHANGED
Cultural Services - Lost compact disc cassette inserts/ Cases and book wallets - DVD insert	D	O	Full Cost	£ -	Full Cost	O	Full Cost	£ -	Full Cost	UNCHANGED
Cultural Services - DVD - Children's DVD Hire - Each item/ week	D	O	£ 2.10	£ -	£ 2.10	O	£ 1.00	£ -	£ 1.00	DECREASED
Cultural Services - DVD - Children's DVD Hire - Maximum charge - 8 weeks	D	O	£ 16.80	£ -	£ 16.80	O	£ 8.00	£ -	£ 8.00	DECREASED
Cultural Services - DVD - Children's DVD Hire - Overdue: item/ week	D	O	£ 2.10	£ -	£ 2.10	O	£ 1.00	£ -	£ 1.00	DECREASED
Cultural Services - DVD - Non Fiction DVD Hire - Each item/ week	D	O	£ 2.10	£ -	£ 2.10	O	£ 1.00	£ -	£ 1.00	DECREASED
Cultural Services - DVD - Non Fiction DVD Hire - Maximum charge - 8 weeks	D	O	£ 16.80	£ -	£ 16.80	O	£ 8.00	£ -	£ 8.00	DECREASED
Cultural Services - DVD - Non Fiction DVD Hire - Overdue: item/ week	D	O	£ 2.10	£ -	£ 2.10	O	£ 1.00	£ -	£ 1.00	DECREASED
Cultural Services - DVD - TV and Feature Films Hire - Each item/ week	D	O	£ 2.10	£ -	£ 2.10	O	£ 1.00	£ -	£ 1.00	DECREASED

Name of fee or Charge Cleaner, Greener & Safer	Statutory/ Discretionary Charge	VAT Status 18/19	Charge excl. VAT 2018/19	VAT Amount 2018/19	Charge incl. VAT 2018/19	VAT Status 19/20	Charge excl. VAT 2019/20	VAT Amount 2019/20	Charge incl. VAT 2019/20	New, Deleted, Varied, Unchanged
Cultural Services - DVD - TV and Feature Films Hire - Maximum charge - 8 weeks	D	O	£ 16.80	£ -	£ 16.80	O	£ 8.00	£ -	£ 8.00	DECREASED
Cultural Services - DVD - TV and Feature Films Hire - Overdue: item/ week	D	O	£ 2.10	£ -	£ 2.10	O	£ 1.00	£ -	£ 1.00	DECREASED
Cultural Services - Libraries - Fines - Books - Day 1	D	O	£ 0.20	£ -	£ 0.20	O	£ 0.20	£ -	£ 0.20	UNCHANGED
Cultural Services - Libraries - Fines - Books - Day 2	D	O	£ 0.40	£ -	£ 0.40	O	£ 0.40	£ -	£ 0.40	UNCHANGED
Cultural Services - Libraries - Fines - Books - Day 3	D	O	£ 0.60	£ -	£ 0.60	O	£ 0.60	£ -	£ 0.60	UNCHANGED
Cultural Services - Libraries - Fines - Books - Day 4	D	O	£ 0.80	£ -	£ 0.80	O	£ 0.80	£ -	£ 0.80	UNCHANGED
Cultural Services - Libraries - Fines - Books - Day 5	D	O	£ 1.00	£ -	£ 1.00	O	£ 1.00	£ -	£ 1.00	UNCHANGED
Cultural Services - Libraries - Fines - Books - Day 6	D	O	£ 1.20	£ -	£ 1.20	O	£ 1.20	£ -	£ 1.20	UNCHANGED
Cultural Services - Libraries - Fines - Books - Day 7	D	O	£ 1.40	£ -	£ 1.40	O	£ 1.40	£ -	£ 1.40	UNCHANGED
Cultural Services - Libraries - Fines - Books - Maximum Charge (8 weeks)	D	O	£ 11.20	£ -	£ 11.20	O	£ 11.20	£ -	£ 11.20	UNCHANGED
Cultural Services - Libraries - Language Courses - Multiple sets for 12 weeks	D	O	£ 3.60	£ -	£ 3.60	O	£ 3.60	£ -	£ 3.60	UNCHANGED
Cultural Services - Libraries - Language Courses - Single item for 3 weeks	D	O	£ 1.60	£ -	£ 1.60	O	£ 1.50	£ -	£ 1.50	DECREASED
Cultural Services - Libraries - Recorded Sound - All spoken word for children (Tape or CD)	D	O	Free	£ -	Free	O	Free	£ -	Free	UNCHANGED
Cultural Services - Libraries - Recorded Sound - Compact Disc Hire - 1 week loan	D	O	£ 1.15	£ -	£ 1.15	O	£ 1.15	£ -	£ 1.15	UNCHANGED
Cultural Services - Libraries - Recorded Sound - Spoken Word on CD - 3 week loan	D	O	£ 2.60	£ -	£ 2.60	O	£ 2.60	£ -	£ 2.60	UNCHANGED
Cultural Services - Microfilm Prints - Per page from old machine (new machine is same as printouts)	D	S	£ 0.25	£ 0.05	£ 0.30	S	£ 0.25	£ 0.05	£ 0.30	UNCHANGED
Cultural Services - Computer Printouts - B&W or Colour	D	S	£ 0.25	£ 0.05	£ 0.30	S	£ 0.25	£ 0.05	£ 0.30	UNCHANGED
Cultural Services - Music sets and Play sets - Music set hire (Obtained through Essex CC) - Chamber music (3 or more parts)	D	O	Essex cc charges	£ -	Essex cc charges	O	Essex cc charges	£ -	Essex cc charges	UNCHANGED
Cultural Services - Music sets and Play sets - Music set hire (Obtained through Essex CC) - Orchestral set	D	O	Essex cc charges	£ -	Essex cc charges	O	Essex cc charges	£ -	Essex cc charges	UNCHANGED
Cultural Services - Music sets and Play sets - Music set hire (Obtained through Essex CC) - Play sets hire (3-15 copies)	D	O	Essex cc charges	£ -	Essex cc charges	O	Essex cc charges	£ -	Essex cc charges	UNCHANGED
Cultural Services - Music sets and Play sets - Music set hire (Obtained through Essex CC) - Sheets (Per set)	D	O	Essex cc charges	£ -	Essex cc charges	O	Essex cc charges	£ -	Essex cc charges	UNCHANGED
Cultural Services - Music sets and Play sets - Music set hire (Obtained through Essex CC) - Vocal Scores (Per item)	D	O	Essex cc charges	£ -	Essex cc charges	O	Essex cc charges	£ -	Essex cc charges	UNCHANGED
Cultural Services - Photocopiers - Single copy A3 size - Colour	D	S	£ 1.25	£ 0.25	£ 1.50	S	£ 1.67	£ 0.33	£ 2.00	INCREASED
Cultural Services - Photocopiers - Single copy A3 size - Monochrome	D	S	£ 0.25	£ 0.05	£ 0.30	S	£ 0.25	£ 0.05	£ 0.30	UNCHANGED
Cultural Services - Photocopiers - Single copy A4 size - Colour	D	S	£ 0.83	£ 0.17	£ 1.00	S	£ 0.83	£ 0.17	£ 1.00	UNCHANGED
Cultural Services - Photocopiers - Single copy A4 size - Monochrome	D	S	£ 0.25	£ 0.05	£ 0.30	S	£ 0.13	£ 0.03	£ 0.15	DECREASED
Cultural Services - Photocopiers - 50+ Copies (price per copy) - Monochrome Only - A3	D	S				S	£ 0.13	£ 0.03	£ 0.15	NEW
Cultural Services - Photocopiers - 50+ Copies (price per copy) - Monochrome only - A4	D	S				S	£ 0.08	£ 0.02	£ 0.10	NEW
Cultural Services - VISA License Service, Grays Central Library (Subject to Launch date)	D	tbc				tbc	to be confirmed	£ -	to be confirmed	NEW
Cultural Services - Premises Hire - Commercial organisations and public meetings held by political parties - Per hour - 24 to 70 sq.m. Sole use outside of opening times.	D	E					£ 35.00	£ -	£ 35.00	NEW
Cultural Services - Premises Hire - Commercial organisations and public meetings held by political parties - Per hour - Over 70 sq.m. Sole use outside of opening times.	D	E					£ 35.00	£ -	£ 35.00	NEW

Name of fee or Charge Cleaner, Greener & Safer	Statutory/ Discretionary Charge	VAT Status 18/19	Charge excl. VAT 2018/19	VAT Amount 2018/19	Charge incl. VAT 2018/19	VAT Status 19/20	Charge excl. VAT 2019/20	VAT Amount 2019/20	Charge incl. VAT 2019/20	New, Deleted, Varied, Unchanged
Cultural Services - Premises Hire - Commercial organisations and public meetings held by political parties - Per hour - Under 24 sq.m. Sole use outside of opening times.	D	E					£ 25.00	£ -	£ 25.00	NEW
Cultural Services - Premises Hire - Other organisations and non public meetings of political parties - Per hour - 24 to 70 sq.m. Sole use outside opening times.	D	E					£ 20.00	£ -	£ 20.00	NEW
Cultural Services - Premises Hire - Other organisations and non public meetings of political parties - Per hour - Over 70 sq.m. Sole use outside opening times.	D	E					£ 20.00	£ -	£ 20.00	NEW
Cultural Services - Premises Hire - Other organisations and non public meetings of political parties - Per hour - Under 24 sq.m. Sole use outside opening times.	D	E					£ 20.00	£ -	£ 20.00	NEW
Cultural Services - Premises Hire - Commercial organisations and public meetings held by political parties - Per hour - 24 to 70 sq.m. Sole use during opening times.	D	E					£ 25.00	£ -	£ 25.00	NEW
Cultural Services - Premises Hire - Commercial organisations and public meetings held by political parties - Per hour - Under 24 sq.m. Sole use during opening times.	D	E					£ 20.00	£ -	£ 20.00	NEW
Cultural Services - Premises Hire - Other organisations and non public meetings of political parties - Per hour - 24 to 70 sq.m. Sole use during opening times.	D	E					£ 15.00	£ -	£ 15.00	NEW
Cultural Services - Premises Hire - Other organisations and non public meetings of political parties - Per hour - Under 24 sq.m. Sole use during opening times.	D	E					£ 15.00	£ -	£ 15.00	NEW
Cultural Services - Premises Hire - Other Organisations and community groups - part use e.g. hire of table space during opening times	D	E					£ 5.00	£ -	£ 5.00	NEW
Cultural Services - Premises Hire - Community Groups - meeting room during opening times	D	E					£ 10.00	£ -	£ 10.00	NEW
Cultural Services - Exhibitions - Exhibition Space - Exhibition of works or crafts by individual artists and craftsmen	D	E	25% Commission or minimum hire charge	£ -	25% Commission or minimum hire charge	E	25% Commission or minimum hire charge	£ -	25% Commission or minimum hire charge	UNCHANGED
Cultural Services - Sales - Adult fiction - Hardback	D	Z	£ 0.90	£ -	£ 0.90	Z	£ 0.50	£ -	£ 0.50	DECREASED
Cultural Services - Sales - Adult fiction - Paperback	D	Z	£ 0.40	£ -	£ 0.40	Z	£ 0.25	£ -	£ 0.25	DECREASED
Cultural Services - Sales - Adult non fiction - Hardback	D	Z	£ 1.60	£ -	£ 1.60	Z	£ 0.50	£ -	£ 0.50	DECREASED
Cultural Services - Sales - Adult non fiction - Paperback	D	Z	£ 0.90	£ -	£ 0.90	Z	£ 0.25	£ -	£ 0.25	DECREASED
Cultural Services - Sales - CD's	D	S	£ 1.29	£ 0.26	£ 1.55	S	£ 0.42	£ 0.08	£ 0.50	DECREASED
Cultural Services - Sales - Children's - Hardback	D	Z	£ 0.90	£ -	£ 0.90	Z	£ 0.50	£ -	£ 0.50	DECREASED
Cultural Services - Sales - Children's - Paperback	D	Z	£ 0.40	£ -	£ 0.40	Z	£ 0.25	£ -	£ 0.25	DECREASED
Cultural Services - Sales - DVD's	D	S	£ 1.67	£ 0.33	£ 2.00	S	£ 0.83	£ 0.17	£ 1.00	DECREASED
Cultural Services -Fax - Incoming - Each	D	S	£ 0.83	£ 0.17	£ 1.00	S	£ 0.83	£ 0.17	£ 1.00	UNCHANGED
Cultural Services -Fax - Outgoing - Additional page - Elsewhere	D	S	£ 1.25	£ 0.25	£ 1.50	S	£ 1.42	£ 0.28	£ 1.70	INCREASED
Cultural Services -Fax - Outgoing - Additional page - Europe	D	S	£ 0.83	£ 0.17	£ 1.00	S	£ 0.92	£ 0.18	£ 1.10	INCREASED
Cultural Services -Fax - Outgoing - Additional page - UK	D	S	£ 0.42	£ 0.08	£ 0.50	S	£ 0.50	£ 0.10	£ 0.60	INCREASED
Cultural Services -Fax - Outgoing - Fax to free numbers (Admin charge)	D	S	£ 0.42	£ 0.08	£ 0.50	S	£ 0.42	£ 0.08	£ 0.50	UNCHANGED
Cultural Services -Fax - Outgoing - First Page - Elsewhere	D	S	£ 2.50	£ 0.50	£ 3.00	S	£ 2.67	£ 0.53	£ 3.20	INCREASED
Cultural Services -Fax - Outgoing - First Page - Europe	D	S	£ 2.08	£ 0.42	£ 2.50	S	£ 2.25	£ 0.45	£ 2.70	INCREASED
Cultural Services -Fax - Outgoing - First Page - UK	D	S	£ 0.83	£ 0.17	£ 1.00	S	£ 0.92	£ 0.18	£ 1.10	INCREASED
Cultural Services -Internet and Word processing - Use of the internet - first 2 Hours	D	S	Free	£ -	Free	S	Free	£ -	Free	UNCHANGED

Name of fee or Charge Cleaner, Greener & Safer	Statutory/ Discretionary Charge	VAT Status 18/19	Charge excl. VAT 2018/19	VAT Amount 2018/19	Charge incl. VAT 2018/19	VAT Status 19/20	Charge excl. VAT 2019/20	VAT Amount 2019/20	Charge incl. VAT 2019/20	New, Deleted, Varied, Unchanged
Cultural Services -Internet and Word processing - Use of the internet - per Subsequent hour	D	S				S	£ 0.83	£ 0.17	£ 1.00	NEW
Cultural Services -Internet and Word processing - Word processing - Black and white	D	S	£ 0.25	£ 0.05	£ 0.30	S	£ 0.25	£ 0.05	£ 0.30	UNCHANGED
Cultural Services -Internet and Word processing - Word processing - Colour	D	S	£ 0.25	£ 0.05	£ 0.30	S	£ 0.25	£ 0.05	£ 0.30	UNCHANGED
Cultural Services - Thameside Theatre and Central Complex - Performance Surcharge	D	S	£ 125.00	£ 25.00	£ 150.00	S	£ 125.00	£ 25.00	£ 150.00	UNCHANGED
Cultural Services - Thameside Theatre and Central Complex - Room Hire - Thameside Two (40 sq mtr) Monday to Saturday. Only available Sunday if Theatre in use.	D	E				E	£ 21.00	£ -	£ 21.00	New
Cultural Services - Thameside Theatre and Central Complex - Room Hire - Third Floor Foyer Monday to Saturday only	D	E				E	£ 15.00	£ -	£ 15.00	New
Cultural Services - Thameside Theatre and Central Complex - Gallery Booking Deposit	D	E				E	£ 25.00	£ -	£ 25.00	New
Cultural Services - Thameside Theatre and Central Complex - Printing of tickets for external venues up to 500 tickets where we are not acting as box office.	D	S				S	£ 41.67	£ 8.33	£ 50.00	New
Cultural Services - Thameside Theatre and Central Complex - Additional batches of up to 500 tickets for external venues where we are not acting as box office.	D	S				S	£ 20.83	£ 4.17	£ 25.00	New
Cultural Services - Thameside Theatre and Central Complex - Printing of tickets for theatre events where hirer wishes to be their own box office. For up to 315 tickets.	D	S				S	£ 20.83	£ 4.17	£ 25.00	New
Cultural Services - Thameside Theatre and Central Complex - Additional batches of up to 315 tickets for theatre events where we are not acting as box office.	D	S				S	£ 10.42	£ 2.08	£ 12.50	New
Cultural Services - Thameside Theatre and Central Complex - Surcharge for staff and bar with Foyer booking	D	S				S	£ 41.67	£ 8.33	£ 50.00	New
Cultural Services - Thameside Theatre and Central Complex - Extra Staff - For technical or Front of house work. Charged per hour.	D	S				S	£ 15.00	£ 3.00	£ 18.00	New
Cultural Services - Thameside Theatre and Central Complex - Bubble Machine	D	S				S	£ 23.00	£ 4.60	£ 27.60	New
Cultural Services - Thameside Theatre and Central Complex - Follow Spot	D	S				S	£ 23.00	£ 4.60	£ 27.60	New

Name of fee or Charge Cleaner, Greener & Safer	Statutory/ Discretionary Charge	VAT Status 18/19	Charge excl. VAT 2018/19	VAT Amount 2018/19	Charge incl. VAT 2018/19	VAT Status 19/20	Charge excl. VAT 2019/20	VAT Amount 2019/20	Charge incl. VAT 2019/20	New, Deleted, Varied, Unchanged
Cultural Services - Thameside Theatre and Central Complex - Haze	D	S				S	£ 23.00	£ 4.60	£ 27.60	New
Cultural Services - Thameside Theatre and Central Complex - Yamaha 503 Digital Piano	D	S				S	£ 23.00	£ 4.60	£ 27.60	New
Cultural Services - Thameside Theatre and Central Complex - Portable Video Projector	D	S				S	£ 23.00	£ 4.60	£ 27.60	New
Cultural Services - Thameside Theatre and Central Complex - Pyroflash	D	S				S	£ 23.00	£ 4.60	£ 27.60	New
Cultural Services - Thameside Theatre and Central Complex - Radio Microphone System Price per 4 microphones	D	S				S	£ 23.00	£ 4.60	£ 27.60	New
Cultural Services - Thameside Theatre and Central Complex - Smoke Machines	D	S				S	£ 23.00	£ 4.60	£ 27.60	New
Cultural Services - Thameside Theatre and Central Complex - Snow Machines	D	S				S	£ 23.00	£ 4.60	£ 27.60	New
Cultural Services - Thameside Theatre and Central Complex - Star Cloth	D	S				S	£ 23.00	£ 4.60	£ 27.60	New
Cultural Services - Thameside Theatre and Central Complex - UV Lighting	D	S				S	£ 23.00	£ 4.60	£ 27.60	New
Cultural Services - Thameside Theatre and Central Complex - Museum as additional dressing rooms - Only available after museum closing times 5pm-11pm	D	E				E	£ 53.00	£ -	£ 53.00	New

Name of fee or Charge Cleaner, Greener & Safer	Statutory/ Discretionary Charge	VAT Status 18/19	Charge excl. VAT 2018/19	VAT Amount 2018/19	Charge incl. VAT 2018/19	VAT Status 19/20	Charge excl. VAT 2019/20	VAT Amount 2019/20	Charge incl. VAT 2019/20	New, Deleted, Varied, Unchanged
Cultural Services - Thameside Theatre and Central Complex - Digital Cinema Projector	D	S				S	£ 53.00	£ 10.60	£ 63.60	New
Cultural Services - Thameside Theatre and Central Complex - Flame Machine	D	S				S	£ 53.00	£ 10.60	£ 63.60	New
Cultural Services - Thameside Theatre and Central Complex - Enlarged Orchestra Pit	D	S				S	£ 53.00	£ 10.60	£ 63.60	New
Cultural Services - Thameside Theatre and Central Complex - PA in Foyer	D	S				S	£ 53.00	£ 10.60	£ 63.60	New
Cultural Services - Thameside Theatre and Central Complex - Set up and Remove Stage in Foyer	D	S				S	£ 53.00	£ 10.60	£ 63.60	New
Cultural Services - Thameside Theatre and Central Complex - Off Peak Tariff - Commercial Organisations Mondays and Tuesdays in January, February and August only. Standard block 18:00 to 23:00	D	S				S	£ 61.00	£ 12.20	£ 73.20	New
Cultural Services - Thameside Theatre and Central Complex - Off Peak Tariff - Commercial Organisations Mondays and Tuesdays in January, February and August only. Standard Fee per hour between 09:00 to 18:00	D	S				S	£ 264.00	£ 52.80	£ 316.80	New
Cultural Services - Thameside Theatre and Central Complex - Off Peak Tariff - Commercial Organisations Mondays and Tuesdays in January, February and August only. Additional hour after 23:00	D	S				S	£ 140.00	£ 28.00	£ 168.00	New
<i>Cultural Services - Thameside Theatre and Central Complex - Tariff 1 - Thurrock based non profit organisations, members of Thurrock Arts Council and Thurrock Schools and Colleges - Additional hours after 23.00 - Fridays - 1) Thurrock Council services and DFE funded schools and academies</i>	D	E	£ 170.00	£ -	£ 170.00	E	£ 175.00	£ -	£ 175.00	INCREASED
Cultural Services - Thameside Theatre and Central Complex - Tariff 1 - Thurrock based non profit organisations, members of Thurrock Arts Council and Thurrock Schools and Colleges - Additional hours after 23.00 - Fridays - 2) Thurrock based non-profit organisations and members of Thurrock Arts Council	D	S	£ 170.00	£ 34.00	£ 204.00	S	£ 175.00	£ 35.00	£ 210.00	INCREASED

Name of fee or Charge Cleaner, Greener & Safer	Statutory/ Discretionary Charge	VAT Status 18/19	Charge excl. VAT 2018/19	VAT Amount 2018/19	Charge incl. VAT 2018/19	VAT Status 19/20	Charge excl. VAT 2019/20	VAT Amount 2019/20	Charge incl. VAT 2019/20	New, Deleted, Varied, Unchanged
Cultural Services - Thameside Theatre and Central Complex - Tariff 1 - Thurrock based non profit organisations, members of Thurrock Arts Council and Thurrock Schools and Colleges - Additional hours after 23.00 - Saturday - 1) Thurrock Council services and DFE funded schools and academies	D	E	£ 247.00	£ -	£ 247.00	E	£ 254.00	£ -	£ 254.00	INCREASED
Cultural Services - Thameside Theatre and Central Complex - Tariff 1 - Thurrock based non profit organisations, members of Thurrock Arts Council and Thurrock Schools and Colleges - Additional hours after 23.00 - Saturday - 2) Thurrock based non-profit organisations and members of Thurrock Arts Council	D	S	£ 246.67	£ 49.33	£ 296.00	S	£ 254.00	£ 50.80	£ 304.80	INCREASED
Cultural Services - Thameside Theatre and Central Complex - Tariff 1 - Thurrock based non profit organisations, members of Thurrock Arts Council and Thurrock Schools and Colleges - Additional hours after 23.00 - Sundays - 1) Thurrock Council services and DFE funded schools and academies	D	E	£ 247.00	£ -	£ 247.00	E	£ 254.00	£ -	£ 254.00	INCREASED
Cultural Services - Thameside Theatre and Central Complex - Tariff 1 - Thurrock based non profit organisations, members of Thurrock Arts Council and Thurrock Schools and Colleges - Additional hours after 23.00 - Sundays - 2) Thurrock based non-profit organisations and members of Thurrock Arts Council	D	S	£ 246.67	£ 49.33	£ 296.00	S	£ 254.00	£ 50.80	£ 304.80	INCREASED
Cultural Services - Thameside Theatre and Central Complex - Tariff 1 - Thurrock based non profit organisations, members of Thurrock Arts Council and Thurrock Schools and Colleges - Standard fee per hour 09.00 to 18.00 - Friday - 1) Thurrock Council services and DFE funded schools and academies	D	E	£ 75.00	£ -	£ 75.00	E	£ 77.00	£ -	£ 77.00	INCREASED
Cultural Services - Thameside Theatre and Central Complex - Tariff 1 - Thurrock based non profit organisations, members of Thurrock Arts Council and Thurrock Schools and Colleges - Standard fee per hour 09.00 to 18.00 - Friday - 2) Thurrock based non-profit organisations and members of Thurrock Arts Council	D	S	£ 75.00	£ 15.00	£ 90.00	S	£ 77.00	£ 15.40	£ 92.40	INCREASED
Cultural Services - Thameside Theatre and Central Complex - Tariff 1 - Thurrock based non profit organisations, members of Thurrock Arts Council and Thurrock Schools and Colleges - Standard fee per hour 09.00 to 18.00 - Monday to Thursday - 1) Thurrock Council services and DFE funded schools and academies	D	E	£ 59.00	£ -	£ 59.00	E	£ 61.00	£ -	£ 61.00	INCREASED
Cultural Services - Thameside Theatre and Central Complex - Tariff 1 - Thurrock based non profit organisations, members of Thurrock Arts Council and Thurrock Schools and Colleges - Standard fee per hour 09.00 to 18.00 - Monday to Thursday - 2) Thurrock based non-profit organisations and members of Thurrock Arts Council	D	S	£ 59.17	£ 11.83	£ 71.00	S	£ 61.00	£ 12.20	£ 73.20	INCREASED
Cultural Services - Thameside Theatre and Central Complex - Tariff 1 - Thurrock based non profit organisations, members of Thurrock Arts Council and Thurrock Schools and Colleges - Standard fee per hour 09.00 to 23.00 - Sunday - 1) Thurrock Council services and DFE funded schools and academies	D	E	£ 121.00	£ -	£ 121.00	E	£ 125.00	£ -	£ 125.00	INCREASED
Cultural Services - Thameside Theatre and Central Complex - Tariff 1 - Thurrock based non profit organisations, members of Thurrock Arts Council and Thurrock Schools and Colleges - Standard fee per hour 09.00 to 23.00 - Sunday - 2) Thurrock based non-profit organisations and members of Thurrock Arts Council	D	S	£ 120.83	£ 24.17	£ 145.00	S	£ 125.00	£ 25.00	£ 150.00	INCREASED

Name of fee or Charge Cleaner, Greener & Safer	Statutory/ Discretionary Charge	VAT Status 18/19	Charge excl. VAT 2018/19	VAT Amount 2018/19	Charge incl. VAT 2018/19	VAT Status 19/20	Charge excl. VAT 2019/20	VAT Amount 2019/20	Charge incl. VAT 2019/20	New, Deleted, Varied, Unchanged
Cultural Services - Thameside Theatre and Central Complex - Tariff 1 - Thurrock based non profit organisations, members of Thurrock Arts Council and Thurrock Schools and Colleges - Standard fee Period 18.00 to 23.00 - Friday - 1) Thurrock Council services and DFE funded schools and academies	D	E	£ 470.00	£ -	£ 470.00	E	£ 484.00	£ -	£ 484.00	INCREASED
Cultural Services - Thameside Theatre and Central Complex - Tariff 1 - Thurrock based non profit organisations, members of Thurrock Arts Council and Thurrock Schools and Colleges - Standard fee Period 18.00 to 23.00 - Friday - 2) Thurrock based non-profit organisations and members of Thurrock Arts Council	D	S	£ 470.00	£ 94.00	£ 564.00	S	£ 484.00	£ 96.80	£ 580.80	INCREASED
Cultural Services - Thameside Theatre and Central Complex - Tariff 1 - Thurrock based non profit organisations, members of Thurrock Arts Council and Thurrock Schools and Colleges - Standard fee Period 18.00 to 23.00 - Monday to Thursday - 1) Thurrock Council services and DFE funded schools and academies	D	E	£ 256.00	£ -	£ 256.00	E	£ 264.00	£ -	£ 264.00	INCREASED
Cultural Services - Thameside Theatre and Central Complex - Tariff 1 - Thurrock based non profit organisations, members of Thurrock Arts Council and Thurrock Schools and Colleges - Standard fee Period 18.00 to 23.00 - Monday to Thursday - 2) Thurrock based non-profit organisations and members of Thurrock Arts Council	D	S	£ 255.83	£ 51.17	£ 307.00	S	£ 264.00	£ 52.80	£ 316.80	INCREASED
Cultural Services - Thameside Theatre and Central Complex - Tariff 1 - Thurrock based non profit organisations, members of Thurrock Arts Council and Thurrock Schools and Colleges - Standard fee Period 18.00 to 23.00 - Saturday - 1) Thurrock Council services and DFE funded schools and academies	D	E	£ 619.00	£ -	£ 619.00	E	£ 638.00	£ -	£ 638.00	INCREASED
Cultural Services - Thameside Theatre and Central Complex - Tariff 1 - Thurrock based non profit organisations, members of Thurrock Arts Council and Thurrock Schools and Colleges - Standard fee Period 18.00 to 23.00 - Saturday - 2) Thurrock based non-profit organisations and members of Thurrock Arts Council	D	S	£ 619.17	£ 123.83	£ 743.00	S	£ 638.00	£ 127.60	£ 765.60	INCREASED
Cultural Services - Thameside Theatre and Central Complex - Tariff 1 - Thurrock based non profit organisations, members of Thurrock Arts Council and Thurrock Schools and Colleges - Standard fee Period per additional hour after 11pm Mon-Thurs - 1) Thurrock Council services and DFE funded schools and academies	D	E	£ 136.00	£ -	£ 136.00	E	£ 140.00	£ -	£ 140.00	INCREASED
Cultural Services - Thameside Theatre and Central Complex - Tariff 1 - Thurrock based non profit organisations, members of Thurrock Arts Council and Thurrock Schools and Colleges - Standard fee Period per additional hour after 11pm Mon-Thurs - 2) Thurrock based non-profit organisations and members of Thurrock Arts Council	D	S	£ 135.83	£ 27.17	£ 163.00	S	£ 140.00	£ 28.00	£ 168.00	INCREASED
Cultural Services - Thameside Theatre and Central Complex - Tariff 1 - Thurrock based non profit organisations, members of Thurrock Arts Council and Thurrock Schools and Colleges - Standard fee per hour 08.00 to 18.00 - Saturday - 1) Thurrock Council services and DFE funded schools and academies	D	E	£ 96.00	£ -	£ 96.00	E	£ 99.00	£ -	£ 99.00	INCREASED
Cultural Services - Thameside Theatre and Central Complex - Tariff 1 - Thurrock based non profit organisations, members of Thurrock Arts Council and Thurrock Schools and Colleges - Standard fee per hour 08.00 to 18.00 - Saturday - 2) Thurrock based non-profit organisations and members of Thurrock Arts Council	D	S	£ 95.83	£ 19.17	£ 115.00	S	£ 99.00	£ 19.80	£ 118.80	INCREASED

Name of fee or Charge Cleaner, Greener & Safer	Statutory/ Discretionary Charge	VAT Status 18/19	Charge excl. VAT 2018/19	VAT Amount 2018/19	Charge incl. VAT 2018/19	VAT Status 19/20	Charge excl. VAT 2019/20	VAT Amount 2019/20	Charge incl. VAT 2019/20	New, Deleted, Varied, Unchanged
Cultural Services - Thameside Theatre and Central Complex - Tariff 3 - Commercial organisations - Additional hours after 23.00 - Monday to Thursday	D	S	£ 196.67	£ 39.33	£ 236.00	S	£ 203.00	£ 40.60	£ 243.60	INCREASED
Cultural Services - Thameside Theatre and Central Complex - Tariff 3 - Commercial organisations - Additional hours after 23.00 - Saturday	D	S	£ 321.67	£ 64.33	£ 386.00	S	£ 332.00	£ 66.40	£ 398.40	INCREASED
Cultural Services - Thameside Theatre and Central Complex - Tariff 3 - Commercial organisations - Friday per hour 08.00 to 18.00	D	S	£ 151.67	£ 30.33	£ 182.00	S	£ 155.00	£ 31.00	£ 186.00	INCREASED
Cultural Services - Thameside Theatre and Central Complex - Tariff 3 - Commercial organisations - Monday to Thursday per hour 08.00 to 18.00	D	S	£ 145.00	£ 29.00	£ 174.00	S	£ 150.00	£ 30.00	£ 180.00	INCREASED
Cultural Services - Thameside Theatre and Central Complex - Tariff 3 - Commercial organisations - Saturday per hour 08.00 to 18.00	D	S	£ 165.00	£ 33.00	£ 198.00	S	£ 170.00	£ 34.00	£ 204.00	INCREASED
Cultural Services - Thameside Theatre and Central Complex - Tariff 3 - Commercial organisations - Standard Fee per period - 18.00 to 23.00 - Friday	D	S	£ 849.00	£ 169.80	£ 1,018.80	S	£ 875.00	£ 175.00	£ 1,050.00	INCREASED
Cultural Services - Thameside Theatre and Central Complex - Tariff 3 - Commercial organisations - Standard Fee per period - 18.00 to 23.00 - Saturday	D	S	£ 1,151.00	£ 230.20	£ 1,381.20	S	£ 1,186.00	£ 237.20	£ 1,423.20	INCREASED
Cultural Services - Thameside Theatre and Central Complex - Tariff 3 - Commercial organisations - Additional hours after 23.00 - Friday	D	S	£ 217.00	£ 43.40	£ 260.40	S	£ 224.00	£ 44.80	£ 268.80	INCREASED
Cultural Services - Thameside Theatre and Central Complex - Tariff 3 - Commercial organisations - Additional hours after 23.00 - Sunday	D	S	£ 322.00	£ 64.40	£ 386.40	S	£ 332.00	£ 66.40	£ 398.40	INCREASED
Cultural Services - Thameside Theatre and Central Complex - Tariff 3 - Commercial organisations - Standard Fee per period - 18.00 to 23.00 - Monday to Thursday	D	S	£ 530.00	£ 106.00	£ 636.00	S	£ 546.00	£ 109.20	£ 655.20	INCREASED
Cultural Services - Thameside Theatre and Central Complex - Tariff 3 - Commercial organisations - Sunday per hour 09.00 to 23.00	D	S	£ 194.00	£ 38.80	£ 232.80	S	£ 200.00	£ 40.00	£ 240.00	INCREASED
Alcohol and Entertainment Licences - Additional Fees - Additional annual fee payable if applicable 5,000 to 9,999	S	O	£ 1,000.00	£ -	£ 1,000.00	O	£ 1,000.00	£ -	£ 1,000.00	UNCHANGED
Alcohol and Entertainment Licences - Additional Fees - Additional annual fee payable if applicable 10,000 to 14,999	S	O	£ 2,000.00	£ -	£ 2,000.00	O	£ 2,000.00	£ -	£ 2,000.00	UNCHANGED
Alcohol and Entertainment Licences - Additional Fees - Additional annual fee payable if applicable 15,000 to 19,999	S	O	£ 4,000.00	£ -	£ 4,000.00	O	£ 4,000.00	£ -	£ 4,000.00	UNCHANGED
Alcohol and Entertainment Licences - Additional Fees - Additional annual fee payable if applicable 20,000 to 29,999	S	O	£ 8,000.00	£ -	£ 8,000.00	O	£ 8,000.00	£ -	£ 8,000.00	UNCHANGED
Alcohol and Entertainment Licences - Additional Fees - Additional annual fee payable if applicable 30,000 to 39,999	S	O	£ 16,000.00	£ -	£ 16,000.00	O	£ 16,000.00	£ -	£ 16,000.00	UNCHANGED
Alcohol and Entertainment Licences - Additional Fees - Additional annual fee payable if applicable 40,000 to 49,999	S	O	£ 24,000.00	£ -	£ 24,000.00	O	£ 24,000.00	£ -	£ 24,000.00	UNCHANGED
Alcohol and Entertainment Licences - Additional Fees - Additional annual fee payable if applicable 50,000 to 59,999	S	O	£ 32,000.00	£ -	£ 32,000.00	O	£ 32,000.00	£ -	£ 32,000.00	UNCHANGED
Alcohol and Entertainment Licences - Additional Fees - Additional annual fee payable if applicable 60,000 to 69,999	S	O	£ 40,000.00	£ -	£ 40,000.00	O	£ 40,000.00	£ -	£ 40,000.00	UNCHANGED
Alcohol and Entertainment Licences - Additional Fees - Additional annual fee payable if applicable 70,000 to 79,999	S	O	£ 48,000.00	£ -	£ 48,000.00	O	£ 48,000.00	£ -	£ 48,000.00	UNCHANGED
Alcohol and Entertainment Licences - Additional Fees - Additional annual fee payable if applicable 80,000 to 89,999	S	O	£ 56,000.00	£ -	£ 56,000.00	O	£ 56,000.00	£ -	£ 56,000.00	UNCHANGED
Alcohol and Entertainment Licences - Additional Fees - Additional annual fee payable if applicable 90,000 and over	S	O	£ 64,000.00	£ -	£ 64,000.00	O	£ 64,000.00	£ -	£ 64,000.00	UNCHANGED

Name of fee or Charge Cleaner, Greener & Safer	Statutory/ Discretionary Charge	VAT Status 18/19	Charge excl. VAT 2018/19	VAT Amount 2018/19	Charge incl. VAT 2018/19	VAT Status 19/20	Charge excl. VAT 2019/20	VAT Amount 2019/20	Charge incl. VAT 2019/20	New, Deleted, Varied, Unchanged
Alcohol and Entertainment Licences - Additional Fees - Attendance at any one time 5,000 to 9,999	S	O	£ 1,000.00	£ -	£ 1,000.00	O	£ 1,000.00	£ -	£ 1,000.00	UNCHANGED
Alcohol and Entertainment Licences - Additional Fees - Attendance at any one time 10,000 to 14,999	S	O	£ 2,000.00	£ -	£ 2,000.00	O	£ 2,000.00	£ -	£ 2,000.00	UNCHANGED
Alcohol and Entertainment Licences - Additional Fees - Attendance at any one time 15,000 to 19,999	S	O	£ 4,000.00	£ -	£ 4,000.00	O	£ 4,000.00	£ -	£ 4,000.00	UNCHANGED
Alcohol and Entertainment Licences - Additional Fees - Attendance at any one time 20,000 to 29,999	S	O	£ 8,000.00	£ -	£ 8,000.00	O	£ 8,000.00	£ -	£ 8,000.00	UNCHANGED
Alcohol and Entertainment Licences - Additional Fees - Attendance at any one time 30,000 to 39,999	S	O	£ 16,000.00	£ -	£ 16,000.00	O	£ 16,000.00	£ -	£ 16,000.00	UNCHANGED
Alcohol and Entertainment Licences - Additional Fees - Attendance at any one time 40,000 to 49,999	S	O	£ 24,000.00	£ -	£ 24,000.00	O	£ 24,000.00	£ -	£ 24,000.00	UNCHANGED
Alcohol and Entertainment Licences - Additional Fees - Attendance at any one time 50,000 to 59,999	S	O	£ 32,000.00	£ -	£ 32,000.00	O	£ 32,000.00	£ -	£ 32,000.00	UNCHANGED
Alcohol and Entertainment Licences - Additional Fees - Attendance at any one time 60,000 to 69,999	S	O	£ 40,000.00	£ -	£ 40,000.00	O	£ 40,000.00	£ -	£ 40,000.00	UNCHANGED
Alcohol and Entertainment Licences - Additional Fees - Attendance at any one time 70,000 to 79,999	S	O	£ 48,000.00	£ -	£ 48,000.00	O	£ 48,000.00	£ -	£ 48,000.00	UNCHANGED
Alcohol and Entertainment Licences - Additional Fees - Attendance at any one time 80,000 to 89,999	S	O	£ 56,000.00	£ -	£ 56,000.00	O	£ 56,000.00	£ -	£ 56,000.00	UNCHANGED
Alcohol and Entertainment Licences - Additional Fees - Attendance at any one time 90,000 and over	S	O	£ 64,000.00	£ -	£ 64,000.00	O	£ 64,000.00	£ -	£ 64,000.00	UNCHANGED
Alcohol and Entertainment Licences - Club Premises Certificates - Annual Charge - A = None to £4,400	S	O	£ 70.00	£ -	£ 70.00	O	£ 70.00	£ -	£ 70.00	UNCHANGED
Alcohol and Entertainment Licences - Club Premises Certificates - Annual Charge - B = £4,301 to £33,000	S	O	£ 180.00	£ -	£ 180.00	O	£ 180.00	£ -	£ 180.00	UNCHANGED
Alcohol and Entertainment Licences - Club Premises Certificates - Annual Charge - C = £33,001 to £87,000	S	O	£ 295.00	£ -	£ 295.00	O	£ 295.00	£ -	£ 295.00	UNCHANGED
Alcohol and Entertainment Licences - Club Premises Certificates - Annual Charge - D = £87,001 to £125,000	S	O	£ 320.00	£ -	£ 320.00	O	£ 320.00	£ -	£ 320.00	UNCHANGED
Alcohol and Entertainment Licences - Club Premises Certificates - Annual Charge - E = £125,000 plus	S	O	£ 350.00	£ -	£ 350.00	O	£ 350.00	£ -	£ 350.00	UNCHANGED
Alcohol and Entertainment Licences - Club Premises Certificates - New Application & Variation - A = None to £4,400	S	O	£ 100.00	£ -	£ 100.00	O	£ 100.00	£ -	£ 100.00	UNCHANGED
Alcohol and Entertainment Licences - Club Premises Certificates - New Application & Variation - B = £4,301 to £33,000	S	O	£ 190.00	£ -	£ 190.00	O	£ 190.00	£ -	£ 190.00	UNCHANGED
Alcohol and Entertainment Licences - Club Premises Certificates - New Application & Variation - C = £33,001 to £87,000	S	O	£ 315.00	£ -	£ 315.00	O	£ 315.00	£ -	£ 315.00	UNCHANGED
Alcohol and Entertainment Licences - Club Premises Certificates - New Application & Variation - D = £87,001 to £125,000	S	O	£ 450.00	£ -	£ 450.00	O	£ 450.00	£ -	£ 450.00	UNCHANGED
Alcohol and Entertainment Licences - Club Premises Certificates - New Application & Variation - E = £125,000 plus	S	O	£ 635.00	£ -	£ 635.00	O	£ 635.00	£ -	£ 635.00	UNCHANGED
Alcohol and Entertainment Licences - Other Fees - Application for a provisional statement where premises being built etc	S	O	£ 315.00	£ -	£ 315.00	O	£ 315.00	£ -	£ 315.00	UNCHANGED
Alcohol and Entertainment Licences - Other Fees - Application for the grant or renewal of a personal licence	S	O	£ 37.00	£ -	£ 37.00	O	£ 37.00	£ -	£ 37.00	UNCHANGED

Name of fee or Charge Cleaner, Greener & Safer	Statutory/ Discretionary Charge	VAT Status 18/19	Charge excl. VAT 2018/19	VAT Amount 2018/19	Charge incl. VAT 2018/19	VAT Status 19/20	Charge excl. VAT 2019/20	VAT Amount 2019/20	Charge incl. VAT 2019/20	New, Deleted, Varied, Unchanged
Alcohol and Entertainment Licences - Other Fees - Application for transfer of premises licence	S	O	£ 23.00	£ -	£ 23.00	O	£ 23.00	£ -	£ 23.00	UNCHANGED
Alcohol and Entertainment Licences - Other Fees - Application to vary licence to specify individual as premises supervisor	S	O	£ 23.00	£ -	£ 23.00	O	£ 23.00	£ -	£ 23.00	UNCHANGED
Alcohol and Entertainment Licences - Other Fees - Change of relevant registered address of club	S	O	£ 10.50	£ -	£ 10.50	O	£ 10.50	£ -	£ 10.50	UNCHANGED
Alcohol and Entertainment Licences - Other Fees - Duty to notify change of name or address	S	O	£ 10.50	£ -	£ 10.50	O	£ 10.50	£ -	£ 10.50	UNCHANGED
Alcohol and Entertainment Licences - Other Fees - Notification of change of name or address	S	O	£ 10.50	£ -	£ 10.50	O	£ 10.50	£ -	£ 10.50	UNCHANGED
Alcohol and Entertainment Licences - Other Fees - Notification of change of name or alteration of rules of club	S	O	£ 10.50	£ -	£ 10.50	O	£ 10.50	£ -	£ 10.50	UNCHANGED
Alcohol and Entertainment Licences - Other Fees - Right of freeholder etc. to be notified of licensing matters	S	O	£ 21.00	£ -	£ 21.00	O	£ 21.00	£ -	£ 21.00	UNCHANGED
Alcohol and Entertainment Licences - Other Fees - Temporary event notice	S	O	£ 21.00	£ -	£ 21.00	O	£ 21.00	£ -	£ 21.00	UNCHANGED
Alcohol and Entertainment Licences - Other Fees - Theft, loss etc of certificate or summary	S	O	£ 10.50	£ -	£ 10.50	O	£ 10.50	£ -	£ 10.50	UNCHANGED
Alcohol and Entertainment Licences - Other Fees - Theft, loss etc of personal licence	S	O	£ 10.50	£ -	£ 10.50	O	£ 10.50	£ -	£ 10.50	UNCHANGED
Alcohol and Entertainment Licences - Other Fees - Theft, loss etc of premises licence or summary	S	O	£ 10.50	£ -	£ 10.50	O	£ 10.50	£ -	£ 10.50	UNCHANGED
Alcohol and Entertainment Licences - Other Fees - Theft, loss etc of temporary event notice	S	O	£ 10.50	£ -	£ 10.50	O	£ 10.50	£ -	£ 10.50	UNCHANGED
Alcohol and Entertainment Licences - Premises Licenses - Annual Charge - A = None to £4,400	S	O	£ 70.00	£ -	£ 70.00	O	£ 70.00	£ -	£ 70.00	UNCHANGED
Alcohol and Entertainment Licences - Premises Licenses - Annual Charge - B = £4,301 to £33,000	S	O	£ 180.00	£ -	£ 180.00	O	£ 180.00	£ -	£ 180.00	UNCHANGED
Alcohol and Entertainment Licences - Premises Licenses - Annual Charge - C = £33,001 to £87,000	S	O	£ 295.00	£ -	£ 295.00	O	£ 295.00	£ -	£ 295.00	UNCHANGED
Alcohol and Entertainment Licences - Premises Licenses - Annual Charge - D = £87,001 to £125,000	S	O	£ 320.00	£ -	£ 320.00	O	£ 320.00	£ -	£ 320.00	UNCHANGED
Alcohol and Entertainment Licences - Premises Licenses - Annual Charge - E = £125,000 plus	S	O	£ 350.00	£ -	£ 350.00	O	£ 350.00	£ -	£ 350.00	UNCHANGED
Alcohol and Entertainment Licences - Premises Licenses - New Application & Variation - A = None to £4,400	S	O	£ 100.00	£ -	£ 100.00	O	£ 100.00	£ -	£ 100.00	UNCHANGED
Alcohol and Entertainment Licences - Premises Licenses - New Application & Variation - B = £4,301 to £33,000	S	O	£ 190.00	£ -	£ 190.00	O	£ 190.00	£ -	£ 190.00	UNCHANGED
Alcohol and Entertainment Licences - Premises Licenses - New Application & Variation - C = £33,001 to £87,000	S	O	£ 315.00	£ -	£ 315.00	O	£ 315.00	£ -	£ 315.00	UNCHANGED
Alcohol and Entertainment Licences - Premises Licenses - New Application & Variation - D = £87,001 to £125,000	S	O	£ 450.00	£ -	£ 450.00	O	£ 450.00	£ -	£ 450.00	UNCHANGED
Alcohol and Entertainment Licences - Premises Licenses - New Application & Variation - E = £125,000 plus	S	O	£ 635.00	£ -	£ 635.00	O	£ 635.00	£ -	£ 635.00	UNCHANGED
Animal Feed (Hygiene, Sampling etc & Enforcement) Regulations 2015 - Regulation 13 - Manufacture & placing on the market products derived from vegetable oil and blended fats	S	O	£ 451.00	£ -	£ 451.00	O	£ 451.00	£ -	£ 451.00	UNCHANGED

Name of fee or Charge Cleaner, Greener & Safer	Statutory/ Discretionary Charge	VAT Status 18/19	Charge excl. VAT 2018/19	VAT Amount 2018/19	Charge incl. VAT 2018/19	VAT Status 19/20	Charge excl. VAT 2019/20	VAT Amount 2019/20	Charge incl. VAT 2019/20	New, Deleted, Varied, Unchanged
Animal Feed (Hygiene, Sampling etc & Enforcement) Regulations 2015 - Regulation 13 - Manufacture only, or manufacture and placing on the market, of certain additives or pre-mixtures as referred to in Article 10(1)(a) or (b) of Regulation 183/2005 other than those feed additives specified in regulation 2(4), or of pre-mixtures of such additives	S	O	£ 451.00	£ -	£ 451.00	O	£ 451.00	£ -	£ 451.00	UNCHANGED
Animal Feed (Hygiene, Sampling etc & Enforcement) Regulations 2015 - Regulation 13 - Placing on the market of substances referred to above	S	O	£ 226.00	£ -	£ 226.00	O	£ 226.00	£ -	£ 226.00	UNCHANGED
Explosives Regulations 2014 - Regulation 13 – Five years licence where no separation distances apply	S	O	£ 238.00	£ -	£ 238.00	O	£ 238.00	£ -	£ 238.00	UNCHANGED
Explosives Regulations 2014 - Regulation 13 – Five years licence where separation distances apply	S	O	£ 423.00	£ -	£ 423.00	O	£ 423.00	£ -	£ 423.00	UNCHANGED
Explosives Regulations 2014 - Regulation 13 – Five years renewal where no separation distances apply	S	O	£ 185.00	£ -	£ 185.00	O	£ 185.00	£ -	£ 185.00	UNCHANGED
Explosives Regulations 2014 - Regulation 13 – Five years renewal where separation distances apply	S	O	£ 326.00	£ -	£ 326.00	O	£ 326.00	£ -	£ 326.00	UNCHANGED
Explosives Regulations 2014 - Regulation 13 – Four years licence where no separation distances apply	S	O	£ 206.00	£ -	£ 206.00	O	£ 206.00	£ -	£ 206.00	UNCHANGED
Explosives Regulations 2014 - Regulation 13 – Four years licence where separation distances apply	S	O	£ 374.00	£ -	£ 374.00	O	£ 374.00	£ -	£ 374.00	UNCHANGED
Explosives Regulations 2014 - Regulation 13 – Four years renewal where no separation distances apply	S	O	£ 152.00	£ -	£ 152.00	O	£ 152.00	£ -	£ 152.00	UNCHANGED
Explosives Regulations 2014 - Regulation 13 – Four years renewal where separation distances apply	S	O	£ 266.00	£ -	£ 266.00	O	£ 266.00	£ -	£ 266.00	UNCHANGED
Explosives Regulations 2014 - Regulation 13 – One year licence where no separation distances apply	S	O	£ 109.00	£ -	£ 109.00	O	£ 109.00	£ -	£ 109.00	UNCHANGED
Explosives Regulations 2014 - Regulation 13 – One year licence where separation distances apply	S	O	£ 185.00	£ -	£ 185.00	O	£ 185.00	£ -	£ 185.00	UNCHANGED
Explosives Regulations 2014 - Regulation 13 – One year renewal where separation distances apply	S	O	£ 86.00	£ -	£ 86.00	O	£ 86.00	£ -	£ 86.00	UNCHANGED
Explosives Regulations 2014 - Regulation 13 - Renewal where no separation distances apply	S	O	£ 54.00	£ -	£ 54.00	O	£ 54.00	£ -	£ 54.00	UNCHANGED
Explosives Regulations 2014 - Regulation 13 – Three years licence where no separation distances apply	S	O	£ 173.00	£ -	£ 173.00	O	£ 173.00	£ -	£ 173.00	UNCHANGED
Explosives Regulations 2014 - Regulation 13 – Three years licence where separation distances apply	S	O	£ 304.00	£ -	£ 304.00	O	£ 304.00	£ -	£ 304.00	UNCHANGED
Explosives Regulations 2014 - Regulation 13 – Three years renewal where no separation distances apply	S	O	£ 120.00	£ -	£ 120.00	O	£ 120.00	£ -	£ 120.00	UNCHANGED
Explosives Regulations 2014 - Regulation 13 – Three years renewal where separation distances apply	S	O	£ 206.00	£ -	£ 206.00	O	£ 206.00	£ -	£ 206.00	UNCHANGED
Explosives Regulations 2014 - Regulation 13 – Two years licence where no separation distances apply	S	O	£ 141.00	£ -	£ 141.00	O	£ 141.00	£ -	£ 141.00	UNCHANGED
Explosives Regulations 2014 - Regulation 13 – Two years licence where separation distances apply	S	O	£ 243.00	£ -	£ 243.00	O	£ 243.00	£ -	£ 243.00	UNCHANGED
Explosives Regulations 2014 - Regulation 13 – Two years renewal where no separation distances apply	S	O	£ 86.00	£ -	£ 86.00	O	£ 86.00	£ -	£ 86.00	UNCHANGED

Name of fee or Charge Cleaner, Greener & Safer	Statutory/ Discretionary Charge	VAT Status 18/19	Charge excl. VAT 2018/19	VAT Amount 2018/19	Charge incl. VAT 2018/19	VAT Status 19/20	Charge excl. VAT 2019/20	VAT Amount 2019/20	Charge incl. VAT 2019/20	New, Deleted, Varied, Unchanged
Explosives Regulations 2014 - Regulation 13 – Two years renewal where separation distances apply	S	O	£ 147.00	£ -	£ 147.00	O	£ 147.00	£ -	£ 147.00	UNCHANGED
Explosives Regulations 2014 - Regulation 16 - Any other variation	S	O	Reasonable Costs	£ -	Reasonable Costs	O	Reasonable Costs	£ -	Reasonable Costs	UNCHANGED
Explosives Regulations 2014 - Regulation 16 - Varying a licence (name or address)	S	O	£ 36.00	£ -	£ 36.00	O	£ 36.00	£ -	£ 36.00	UNCHANGED
Explosives Regulations 2014 - Regulation 17 - Replacement of licence	S	O	£ 36.00	£ -	£ 36.00	O	£ 36.00	£ -	£ 36.00	UNCHANGED
Explosives Regulations 2014 - Regulation 17 - Transfer of licence	S	O	£ 36.00	£ -	£ 36.00	O	£ 36.00	£ -	£ 36.00	UNCHANGED
Fireworks Regulations 2004 - Regulation 9 - Licence for the sale of fireworks outside of prescribed period fireworks (one year)	S	O	£ 500.00	£ -	£ 500.00	O	£ 500.00	£ -	£ 500.00	UNCHANGED
Gambling Licences - Adult Gaming Centre Premises Licence - Annual Fee	D	O	£ 800.00	£ -	£ 800.00	O	£ 800.00	£ -	£ 800.00	UNCHANGED
Gambling Licences - Adult Gaming Centre Premises Licence - Application fee for reinstatement of a licence	D	O	£ 1,000.00	£ -	£ 1,000.00	O	£ 1,000.00	£ -	£ 1,000.00	UNCHANGED
Gambling Licences - Adult Gaming Centre Premises Licence - Application fee in respect of Premises Licence	D	O	£ 1,600.00	£ -	£ 1,600.00	O	£ 1,600.00	£ -	£ 1,600.00	UNCHANGED
Gambling Licences - Adult Gaming Centre Premises Licence - Application fee in respect of Provisional Statement	D	O	£ 1,600.00	£ -	£ 1,600.00	O	£ 1,600.00	£ -	£ 1,600.00	UNCHANGED
Gambling Licences - Adult Gaming Centre Premises Licence - Application fee to transfer a licence	D	O	£ 1,000.00	£ -	£ 1,000.00	O	£ 1,000.00	£ -	£ 1,000.00	UNCHANGED
Gambling Licences - Adult Gaming Centre Premises Licence - Application fee to vary a licence	D	O	£ 800.00	£ -	£ 800.00	O	£ 800.00	£ -	£ 800.00	UNCHANGED
Gambling Licences - Annual fee for Club Gaming or Machine Permit	S	O	£ 50.00	£ -	£ 50.00	O	£ 50.00	£ -	£ 50.00	UNCHANGED
Gambling Licences - Application for Club Gaming or Machine Permit	S	O	£ 200.00	£ -	£ 200.00	O	£ 200.00	£ -	£ 200.00	UNCHANGED
Gambling Licences - Application for Club Gaming or Machine Permit (existing holder)	S	O	£ 100.00	£ -	£ 100.00	O	£ 100.00	£ -	£ 100.00	UNCHANGED
Gambling Licences - Application for Club Gaming or Machine Permit (holding Certificate under licensing act 2003)	S	O	£ 100.00	£ -	£ 100.00	O	£ 100.00	£ -	£ 100.00	UNCHANGED
Gambling Licences - Application for Prize Gaming Permit & Family Entertainment Centre Gaming Machine Permit	S	O	£ 300.00	£ -	£ 300.00	O	£ 300.00	£ -	£ 300.00	UNCHANGED
Gambling Licences - Application to Vary Club Gaming or Machine Permit	S	O	£ 100.00	£ -	£ 100.00	O	£ 100.00	£ -	£ 100.00	UNCHANGED
Gambling Licences - Betting Premises (Track) Licence - Annual Fee	D	O	£ 1,000.00	£ -	£ 1,000.00	O	£ 1,000.00	£ -	£ 1,000.00	UNCHANGED
Gambling Licences - Betting Premises (Track) Licence - Application fee for reinstatement of a licence	D	O	£ 950.00	£ -	£ 950.00	O	£ 950.00	£ -	£ 950.00	UNCHANGED
Gambling Licences - Betting Premises (Track) Licence - Application fee in respect of Premises Licence	D	O	£ 2,500.00	£ -	£ 2,500.00	O	£ 2,500.00	£ -	£ 2,500.00	UNCHANGED
Gambling Licences - Betting Premises (Track) Licence - Application fee in respect of Provisional Statement	D	O	£ 2,500.00	£ -	£ 2,500.00	O	£ 2,500.00	£ -	£ 2,500.00	UNCHANGED
Gambling Licences - Betting Premises (Track) Licence - Application fee to transfer a licence	D	O	£ 950.00	£ -	£ 950.00	O	£ 950.00	£ -	£ 950.00	UNCHANGED
Gambling Licences - Betting Premises (Track) Licence - Application fee to vary a licence	D	O	£ 1,250.00	£ -	£ 1,250.00	O	£ 1,250.00	£ -	£ 1,250.00	UNCHANGED
Gambling Licences - Bingo Premises Licence - Annual Fee	D	O	£ 800.00	£ -	£ 800.00	O	£ 800.00	£ -	£ 800.00	UNCHANGED
Gambling Licences - Bingo Premises Licence - Application fee for reinstatement of a licence	D	O	£ 1,000.00	£ -	£ 1,000.00	O	£ 1,000.00	£ -	£ 1,000.00	UNCHANGED
Gambling Licences - Bingo Premises Licence - Application fee in respect of Premises Licence	D	O	£ 3,000.00	£ -	£ 3,000.00	O	£ 3,000.00	£ -	£ 3,000.00	UNCHANGED

Name of fee or Charge Cleaner, Greener & Safer	Statutory/ Discretionary Charge	VAT Status 18/19	Charge excl. VAT 2018/19	VAT Amount 2018/19	Charge incl. VAT 2018/19	VAT Status 19/20	Charge excl. VAT 2019/20	VAT Amount 2019/20	Charge incl. VAT 2019/20	New, Deleted, Varied, Unchanged
Gambling Licences - Bingo Premises Licence - Application fee in respect of Provisional Statement	D	O	£ 3,000.00	£ -	£ 3,000.00	O	£ 3,000.00	£ -	£ 3,000.00	UNCHANGED
Gambling Licences - Bingo Premises Licence - Application fee to transfer a licence	D	O	£ 1,000.00	£ -	£ 1,000.00	O	£ 1,000.00	£ -	£ 1,000.00	UNCHANGED
Gambling Licences - Bingo Premises Licence - Application fee to vary a licence	D	O	£ 1,500.00	£ -	£ 1,500.00	O	£ 1,500.00	£ -	£ 1,500.00	UNCHANGED
Gambling Licences - Change of name on Prize gaming Permit & Family Entertainment Centre Gaming Machine Permit	S	O	£ 25.00	£ -	£ 25.00	O	£ 25.00	£ -	£ 25.00	UNCHANGED
Gambling Licences - Copy of Club Gaming or Machine Permit	S	O	£ 15.00	£ -	£ 15.00	O	£ 15.00	£ -	£ 15.00	UNCHANGED
Gambling Licences - Copy of Prize gaming Permit & Family Entertainment Centre Gaming Machine Permit	S	O	£ 15.00	£ -	£ 15.00	O	£ 15.00	£ -	£ 15.00	UNCHANGED
Gambling Licences - Copy of the Premises Licence	S	O	£ 15.00	£ -	£ 15.00	O	£ 15.00	£ -	£ 15.00	UNCHANGED
Gambling Licences - Family Entertainment Centre Premises Licence - Annual Fee	D	O	£ 600.00	£ -	£ 600.00	O	£ 600.00	£ -	£ 600.00	UNCHANGED
Gambling Licences - Family Entertainment Centre Premises Licence - Application fee for reinstatement of a licence	D	O	£ 800.00	£ -	£ 800.00	O	£ 800.00	£ -	£ 800.00	UNCHANGED
Gambling Licences - Family Entertainment Centre Premises Licence - Application fee in respect of Premises Licence	D	O	£ 1,600.00	£ -	£ 1,600.00	O	£ 1,600.00	£ -	£ 1,600.00	UNCHANGED
Gambling Licences - Family Entertainment Centre Premises Licence - Application fee in respect of Provisional Statement	D	O	£ 1,600.00	£ -	£ 1,600.00	O	£ 1,600.00	£ -	£ 1,600.00	UNCHANGED
Gambling Licences - Family Entertainment Centre Premises Licence - Application fee to transfer a licence	D	O	£ 800.00	£ -	£ 800.00	O	£ 800.00	£ -	£ 800.00	UNCHANGED
Gambling Licences - Family Entertainment Centre Premises Licence - Application fee to vary a licence	D	O	£ 800.00	£ -	£ 800.00	O	£ 800.00	£ -	£ 800.00	UNCHANGED
Gambling Licences - Large Casino Premises Licence - Annual Fee	D	O	£ 10,000.00	£ -	£ 10,000.00	O	£ 10,000.00	£ -	£ 10,000.00	UNCHANGED
Gambling Licences - Large Casino Premises Licence - Application fee for reinstatement of a licence	D	O	£ 2,150.00	£ -	£ 2,150.00	O	£ 2,150.00	£ -	£ 2,150.00	UNCHANGED
Gambling Licences - Large Casino Premises Licence - Application fee in respect of Premises Licence	D	O	£ 10,000.00	£ -	£ 10,000.00	O	£ 10,000.00	£ -	£ 10,000.00	UNCHANGED
Gambling Licences - Large Casino Premises Licence - Application fee in respect of Provisional Statement	D	O	£ 10,000.00	£ -	£ 10,000.00	O	£ 10,000.00	£ -	£ 10,000.00	UNCHANGED
Gambling Licences - Large Casino Premises Licence - Application fee to transfer a licence	D	O	£ 2,150.00	£ -	£ 2,150.00	O	£ 2,150.00	£ -	£ 2,150.00	UNCHANGED
Gambling Licences - Large Casino Premises Licence - Application fee to vary a licence	D	O	£ 5,000.00	£ -	£ 5,000.00	O	£ 5,000.00	£ -	£ 5,000.00	UNCHANGED
Gambling Licences - Notification of change of circumstances fro premises Licence	S	O	£ 50.00	£ -	£ 50.00	O	£ 50.00	£ -	£ 50.00	UNCHANGED
Gambling Licences - Occasional Use Notice	S	O	£ -	£ -	£ -	O	£ -	£ -	£ -	UNCHANGED
Gambling Licences - Regional casino premises Licence	S	O	£ 15,000.00	£ -	£ 15,000.00	O	£ 15,000.00	£ -	£ 15,000.00	UNCHANGED
Gambling Licences - Regional Casino Premises Licence - Annual Fee	D	O	£ 15,000.00	£ -	£ 15,000.00	O	£ 15,000.00	£ -	£ 15,000.00	UNCHANGED
Gambling Licences - Regional Casino Premises Licence - Application fee for reinstatement of a licence	D	O	£ 6,500.00	£ -	£ 6,500.00	O	£ 6,500.00	£ -	£ 6,500.00	UNCHANGED
Gambling Licences - Regional Casino Premises Licence - Application fee in respect of Premises Licence	D	O	£ 15,000.00	£ -	£ 15,000.00	O	£ 15,000.00	£ -	£ 15,000.00	UNCHANGED
Gambling Licences - Regional Casino Premises Licence - Application fee in respect of Provisional Statement	D	O	£ 15,000.00	£ -	£ 15,000.00	O	£ 15,000.00	£ -	£ 15,000.00	UNCHANGED
Gambling Licences - Regional Casino Premises Licence - Application fee to transfer a licence	D	O	£ 6,500.00	£ -	£ 6,500.00	O	£ 6,500.00	£ -	£ 6,500.00	UNCHANGED

Name of fee or Charge Cleaner, Greener & Safer	Statutory/ Discretionary Charge	VAT Status 18/19	Charge excl. VAT 2018/19	VAT Amount 2018/19	Charge incl. VAT 2018/19	VAT Status 19/20	Charge excl. VAT 2019/20	VAT Amount 2019/20	Charge incl. VAT 2019/20	New, Deleted, Varied, Unchanged
Gambling Licences - Regional Casino Premises Licence - Application fee to vary a licence	D	O	£ 7,500.00	£ -	£ 7,500.00	O	£ 7,500.00	£ -	£ 7,500.00	UNCHANGED
Gambling Licences - Renewal of a Club Gaming or Machine Permit	S	O	£ 200.00	£ -	£ 200.00	O	£ 200.00	£ -	£ 200.00	UNCHANGED
Gambling Licences - Renewal of Prize gaming Permit & Family Entertainment Centre Gaming Machine Permit	S	O	£ 300.00	£ -	£ 300.00	O	£ 300.00	£ -	£ 300.00	UNCHANGED
Gambling Licences - Small Casino Premises Licence - Annual Fee	D	O	£ 5,000.00	£ -	£ 5,000.00	O	£ 5,000.00	£ -	£ 5,000.00	UNCHANGED
Gambling Licences - Small Casino Premises Licence - Application fee for reinstatement of a licence	D	O	£ 1,800.00	£ -	£ 1,800.00	O	£ 1,800.00	£ -	£ 1,800.00	UNCHANGED
Gambling Licences - Small Casino Premises Licence - Application fee in respect of Premises Licence	D	O	£ 8,000.00	£ -	£ 8,000.00	O	£ 8,000.00	£ -	£ 8,000.00	UNCHANGED
Gambling Licences - Small Casino Premises Licence - Application fee in respect of Provisional Statement	D	O	£ 8,000.00	£ -	£ 8,000.00	O	£ 8,000.00	£ -	£ 8,000.00	UNCHANGED
Gambling Licences - Small Casino Premises Licence - Application fee to transfer a licence	D	O	£ 1,800.00	£ -	£ 1,800.00	O	£ 1,800.00	£ -	£ 1,800.00	UNCHANGED
Gambling Licences - Small Casino Premises Licence - Application fee to vary a licence	D	O	£ 4,000.00	£ -	£ 4,000.00	O	£ 4,000.00	£ -	£ 4,000.00	UNCHANGED
Gambling Licences - Temporary Use Notice	S	O	£ 500.00	£ -	£ 500.00	O	£ 500.00	£ -	£ 500.00	UNCHANGED
Lotteries and Amusements act 1976 - Annual fee (1st Jan to 31st Dec)	S	O	£ 20.00	£ -	£ 20.00	O	£ 20.00	£ -	£ 20.00	UNCHANGED
Lotteries and Amusements act 1976 - Initial Registration Fee	S	O	£ 40.00	£ -	£ 40.00	O	£ 40.00	£ -	£ 40.00	UNCHANGED
Massage and Special Treatment Licences - New	D	O	£ 130.00	£ -	£ 130.00	O	£ 130.00	£ -	£ 130.00	UNCHANGED
Massage and Special Treatment Licences - Renewal	D	O	£ 70.00	£ -	£ 70.00	O	£ 70.00	£ -	£ 70.00	UNCHANGED
Massage and Special Treatment Licences - Renewed Licence	D	O	£ 70.00	£ -	£ 70.00	O	£ 70.00	£ -	£ 70.00	UNCHANGED
Massage and Special Treatment Licences - Replacement Licence (Address change or change of ownership)	D	O	£ 130.00	£ -	£ 130.00	O	£ 130.00	£ -	£ 130.00	UNCHANGED
Other Sales and Service Charges - Drain Testing, per hour	S	S	£ 45.00	£ 9.00	£ 54.00	S	£ 45.00	£ 9.00	£ 54.00	UNCHANGED
Petroleum (Consolidation) Regulations 2014 - Regulation 14 - Licence to keep petroleum (domestic/private use) - Exceeding 50,000 litres (one year)	S	O	£ 125.00	£ -	£ 125.00	O	£ 125.00	£ -	£ 125.00	UNCHANGED
Petroleum (Consolidation) Regulations 2014 - Regulation 14 - Licence to keep petroleum (domestic/private use) - Over 2,500 litres but not exceeding 50,000 litres (one year)	S	O	£ 60.00	£ -	£ 60.00	O	£ 60.00	£ -	£ 60.00	UNCHANGED
Petroleum (Consolidation) Regulations 2014 - Regulation 14 - Licence to keep petroleum (domestic/private use) - Under 2,500 litres (one year)	S	O	£ 44.00	£ -	£ 44.00	O	£ 44.00	£ -	£ 44.00	UNCHANGED
Petroleum (Consolidation) Regulations 2014 - Regulation 6 - Storage certificate to keep petroleum - Exceeding 50,000 litres (one year)	S	O	£ 125.00	£ -	£ 125.00	O	£ 125.00	£ -	£ 125.00	UNCHANGED
Petroleum (Consolidation) Regulations 2014 - Regulation 6 - Storage certificate to keep petroleum - Over 2,500 litres but not exceeding 50,000 litres (one year)	S	O	£ 60.00	£ -	£ 60.00	O	£ 60.00	£ -	£ 60.00	UNCHANGED
Petroleum (Consolidation) Regulations 2014 - Regulation 6 - Storage certificate to keep petroleum- Under 2,500 litres (one year)	S	O	£ 44.00	£ -	£ 44.00	O	£ 44.00	£ -	£ 44.00	UNCHANGED
Public Protection - Control of Dogs - Admin Charge	D	O	£ 45.00	£ -	£ 45.00	O	£ 45.00	£ -	£ 45.00	UNCHANGED
Public Protection - Control of Dogs - Call Out Charges - Weekday - 5pm to 11.59pm	D	O	£ 65.00	£ -	£ 65.00	O	£ 65.00	£ -	£ 65.00	UNCHANGED
Public Protection - Control of Dogs - Call Out Charges - Weekday - 8am to 4.59pm	D	O	£ 50.00	£ -	£ 50.00	O	£ 50.00	£ -	£ 50.00	UNCHANGED
Public Protection - Control of Dogs - Call Out Charges - Weekend - 9am to 10am	D	O	N/A	£ -	N/A	O	N/A	£ -	N/A	UNCHANGED

Name of fee or Charge Cleaner, Greener & Safer	Statutory/ Discretionary Charge	VAT Status 18/19	Charge excl. VAT 2018/19	VAT Amount 2018/19	Charge incl. VAT 2018/19	VAT Status 19/20	Charge excl. VAT 2019/20	VAT Amount 2019/20	Charge incl. VAT 2019/20	New, Deleted, Varied, Unchanged
Public Protection - Control of Dogs - Call Out Charges - Weekend, Bank Holidays and other times	D	O	£ 70.00	£ -	£ 70.00	O	£ 70.00	£ -	£ 70.00	UNCHANGED
Public Protection - Control of Dogs - Kennelling per day	D	O	£ 14.00	£ -	£ 14.00	O	£ 14.00	£ -	£ 14.00	UNCHANGED
Public Protection - Fee Schedule for the Testing and Verification of Weighing and Measuring Equipment - Certificate of Errors - For supplying a certificate containing results of errors found on testing. Certificate supplied at request of submitter; fee applies when no other fee is payable	D	S	£ 40.00	£ 8.00	£ 48.00	S	£ 40.00	£ 8.00	£ 48.00	UNCHANGED
Public Protection - Fee Schedule for the Testing and/or Verification of Weighing and Measuring Equipment where no specialist equipment is required - Per officer, per hour	D	S	£ 65.00	£ 13.00	£ 78.00	S	£ 76.00	£ 15.20	£ 91.20	INCREASED
Public Protection - Fee Schedule for the Testing and/or Verification of Weighing and Measuring Equipment where specialist equipment is required - price on application. Will be charged at Hourly rate per officer, plus any specialist equipment costs.	D	S	POA	£ -	POA	S	POA - £76 per Hour per Officer, plus equipment costs	Plus VAT	POA - £76 per Hour per Officer, plus equipment costs	INCREASED
Public Protection - Hackney Carriage Licences - Drivers Licences - HC & PH New (Combined Licence) 1 year	D	O	£ 175.00	£ -	£ 175.00	O	£ 175.00	£ -	£ 175.00	UNCHANGED
Public Protection - Hackney Carriage Licences - Drivers Licences - HC & PH New (Combined Licence) 2 years	D	O	£ 310.00	£ -	£ 310.00	O	£ 310.00	£ -	£ 310.00	UNCHANGED
Public Protection - Hackney Carriage Licences - Drivers Licences - HC & PH New (Combined Licence) 3 years	D	O	£ 445.00	£ -	£ 445.00	O	£ 445.00	£ -	£ 445.00	UNCHANGED
Public Protection - Hackney Carriage Licences - Drivers Licences - HC & PH Renewal (Combined Licence) 1 year	D	O	£ 135.00	£ -	£ 135.00	O	£ 135.00	£ -	£ 135.00	UNCHANGED
Public Protection - Hackney Carriage Licences - Drivers Licences - HC & PH Renewal (Combined Licence) 2 years	D	O	£ 270.00	£ -	£ 270.00	O	£ 270.00	£ -	£ 270.00	UNCHANGED
Public Protection - Hackney Carriage Licences - Drivers Licences - HC & PH Renewal (Combined Licence) 3 years	D	O	£ 405.00	£ -	£ 405.00	O	£ 405.00	£ -	£ 405.00	UNCHANGED
Public Protection - Hackney Carriage Licences - Drivers Licences - HC New 1 year	D	O	£ 140.00	£ -	£ 140.00	O	£ 140.00	£ -	£ 140.00	UNCHANGED
Public Protection - Hackney Carriage Licences - Drivers Licences - HC New 2 years	D	O	£ 240.00	£ -	£ 240.00	O	£ 240.00	£ -	£ 240.00	UNCHANGED
Public Protection - Hackney Carriage Licences - Drivers Licences - HC New 3 years	D	O	£ 340.00	£ -	£ 340.00	O	£ 340.00	£ -	£ 340.00	UNCHANGED
Public Protection - Hackney Carriage Licences - Drivers Licences - HC Renewal 1 year	D	O	£ 100.00	£ -	£ 100.00	O	£ 100.00	£ -	£ 100.00	UNCHANGED
Public Protection - Hackney Carriage Licences - Drivers Licences - HC Renewal 2 years	D	O	£ 200.00	£ -	£ 200.00	O	£ 200.00	£ -	£ 200.00	UNCHANGED
Public Protection - Hackney Carriage Licences - Drivers Licences - HC Renewal 3 years	D	O	£ 300.00	£ -	£ 300.00	O	£ 300.00	£ -	£ 300.00	UNCHANGED
Public Protection - Hackney Carriage Licences - Drivers Licences - PH New 1 year	D	O	£ 116.00	£ -	£ 116.00	O	£ 116.00	£ -	£ 116.00	UNCHANGED
Public Protection - Hackney Carriage Licences - Drivers Licences - PH New 2 year	D	O	£ 192.00	£ -	£ 192.00	O	£ 192.00	£ -	£ 192.00	UNCHANGED
Public Protection - Hackney Carriage Licences - Drivers Licences - PH New 3 year	D	O	£ 268.00	£ -	£ 268.00	O	£ 268.00	£ -	£ 268.00	UNCHANGED
Public Protection - Hackney Carriage Licences - Drivers Licences - PH Renewal 1 year	D	O	£ 76.00	£ -	£ 76.00	O	£ 76.00	£ -	£ 76.00	UNCHANGED
Public Protection - Hackney Carriage Licences - Drivers Licences - PH Renewal 2 years	D	O	£ 152.00	£ -	£ 152.00	O	£ 152.00	£ -	£ 152.00	UNCHANGED
Public Protection - Hackney Carriage Licences - Drivers Licences - PH Renewal 3 years	D	O	£ 228.00	£ -	£ 228.00	O	£ 228.00	£ -	£ 228.00	UNCHANGED

Name of fee or Charge Cleaner, Greener & Safer	Statutory/ Discretionary Charge	VAT Status 18/19	Charge excl. VAT 2018/19	VAT Amount 2018/19	Charge incl. VAT 2018/19	VAT Status 19/20	Charge excl. VAT 2019/20	VAT Amount 2019/20	Charge incl. VAT 2019/20	New, Deleted, Varied, Unchanged
Public Protection - Hackney Carriage Licences - Other Charges - Additional Knowledge test	D	O	£ 22.00	£ -	£ 22.00	O	£ 22.00	£ -	£ 22.00	UNCHANGED
Public Protection - Hackney Carriage Licences - Other Charges - Checking and sealing taximeters	D	O	£ 20.00	£ -	£ 20.00	O	£ 20.00	£ -	£ 20.00	UNCHANGED
Public Protection - Hackney Carriage Licences - Other Charges - DBS	D	O	£ 66.00	£ -	£ 66.00	O	£ 66.00	£ -	£ 66.00	UNCHANGED
Public Protection - Hackney Carriage Licences - Other Charges - Replacement Drivers Badges	D	O	£ 20.00	£ -	£ 20.00	O	£ 20.00	£ -	£ 20.00	UNCHANGED
Public Protection - Hackney Carriage Licences - Other Charges - Replacement Plate, mounting Bracket & Vehicle ID card	D	O	£ 25.00	£ -	£ 25.00	O	£ 25.00	£ -	£ 25.00	UNCHANGED
Public Protection - Hackney Carriage Licences - Other Charges - Replacement door stickers	D	O	£ 7.00	£ -	£ 7.00	O	£ 7.00	£ -	£ 7.00	UNCHANGED
Public Protection - Hackney Carriage Licences - Private Hire Operations - Operations having 1 vehicle 1 year	D	O	£ 70.00	£ -	£ 70.00	O	£ 70.00	£ -	£ 70.00	UNCHANGED
Public Protection - Hackney Carriage Licences - Private Hire Operations - Operations having 1 vehicle 5 years	D	O	£ 350.00	£ -	£ 350.00	O	£ 350.00	£ -	£ 350.00	UNCHANGED
Public Protection - Hackney Carriage Licences - Private Hire Operations - Operations having 11-20 vehicles 1 year	D	O	£ 738.00	£ -	£ 738.00	O	£ 738.00	£ -	£ 738.00	UNCHANGED
Public Protection - Hackney Carriage Licences - Private Hire Operations - Operations having 11-20 vehicles 5 years	D	O	£ 3,690.00	£ -	£ 3,690.00	O	£ 3,690.00	£ -	£ 3,690.00	UNCHANGED
Public Protection - Hackney Carriage Licences - Private Hire Operations - Operations having 2-5 vehicles 1 year	D	O	£ 241.00	£ -	£ 241.00	O	£ 241.00	£ -	£ 241.00	UNCHANGED
Public Protection - Hackney Carriage Licences - Private Hire Operations - Operations having 2-5 vehicles 5 years	D	O	£ 1,205.00	£ -	£ 1,205.00	O	£ 1,205.00	£ -	£ 1,205.00	UNCHANGED
Public Protection - Hackney Carriage Licences - Private Hire Operations - Operations having 6-10 vehicles 1 year	D	O	£ 498.00	£ -	£ 498.00	O	£ 498.00	£ -	£ 498.00	UNCHANGED
Public Protection - Hackney Carriage Licences - Private Hire Operations - Operations having 6-10 vehicles 5 years	D	O	£ 2,490.00	£ -	£ 2,490.00	O	£ 2,490.00	£ -	£ 2,490.00	UNCHANGED
Public Protection - Hackney Carriage Licences - Private Hire Operations - Operations having more than 21 vehicles 1 year	D	O	£ 918.00	£ -	£ 918.00	O	£ 918.00	£ -	£ 918.00	UNCHANGED
Public Protection - Hackney Carriage Licences - Private Hire Operations - Operations having more than 21 vehicles 5 years	D	O	£ 4,590.00	£ -	£ 4,590.00	O	£ 4,590.00	£ -	£ 4,590.00	UNCHANGED
Public Protection - Hackney Carriage Licences - Vehicle Licences - Hackney Carriage (HC)	D	O	£ 217.00	£ -	£ 217.00	O	£ 217.00	£ -	£ 217.00	UNCHANGED
Public Protection - Hackney Carriage Licences - Vehicle Licences - Hackney Carriage (HC) (Wheelchair Accessible)	D	O	£ 167.00	£ -	£ 167.00	O	£ 167.00	£ -	£ 167.00	UNCHANGED
Public Protection - Hackney Carriage Licences - Vehicle Licences - Private Hire Vehicle (PHV)	D	O	£ 313.00	£ -	£ 313.00	O	£ 313.00	£ -	£ 313.00	UNCHANGED
Public Protection - Hackney Carriage Licences - Vehicle Licences - Private Hire Vehicle (PHV) (Wheelchair Accessible)	D	O	£ 263.00	£ -	£ 263.00	O	£ 263.00	£ -	£ 263.00	UNCHANGED
Public Protection - Hackney Carriage Licences - Vehicle Licences - Vehicle Compliance Test	D	O	£ 45.00	£ -	£ 45.00	O	£ 45.00	£ -	£ 45.00	UNCHANGED
Public Protection - Hackney Carriage Licences - Vehicle Licences - Vehicle Replacement	D	O	£ 40.00	£ -	£ 40.00	O	£ 40.00	£ -	£ 40.00	UNCHANGED
Public Protection - Licences - Other Sales and Service Charges - Street Trading Consents - Class A1	D	O	£ 1,400.00	£ -	£ 1,400.00	O	£ 1,400.00	£ -	£ 1,400.00	UNCHANGED

Name of fee or Charge Cleaner, Greener & Safer	Statutory/ Discretionary Charge	VAT Status 18/19	Charge excl. VAT 2018/19	VAT Amount 2018/19	Charge incl. VAT 2018/19	VAT Status 19/20	Charge excl. VAT 2019/20	VAT Amount 2019/20	Charge incl. VAT 2019/20	New, Deleted, Varied, Unchanged
Public Protection - Licences - Other Sales and Service Charges - Street Trading Consents - Class A1 - Trading between 11pm and 2am	D	O	£ 1,500.00	£ -	£ 1,500.00	O	£ 1,500.00	£ -	£ 1,500.00	NEW
Public Protection - Licences - Other Sales and Service Charges - Street Trading Consents - Class A2	D	O	£ 1,200.00	£ -	£ 1,200.00	O	£ 1,200.00	£ -	£ 1,200.00	UNCHANGED
Public Protection - Licences - Other Sales and Service Charges - Street Trading Consents - Class A3	D	O	£ 1,200.00	£ -	£ 1,200.00	O	£ 1,200.00	£ -	£ 1,200.00	UNCHANGED
Public Protection - Licences - Mobile vehicle remaining on any one site less than one hour in any 24 hour period - Class B	D	O	£ 800.00	£ -	£ 800.00	O	£ 800.00	£ -	£ 800.00	NEW
Public Protection - Licences - Other Sales and Service Charges - Expedited Food Export certificates (where available)	D	O	£ 130.00	£ -	£ 130.00	O	£ 130.00	£ -	£ 130.00	UNCHANGED
Public Protection - Licences - Other Sales and Service Charges - Animal-Related Licences - Animal Boarding Establishment - plus appointed vets fee charge	D	O	£ 272.00	£ -	£ 272.00	O	£ 272.00	£ -	£ 272.00	UNCHANGED
Public Protection - Licences - Other Sales and Service Charges - Animal-Related Licences - Animal Breeding Establishment - plus appointed vets fee charge	D	O	£ 272.00	£ -	£ 272.00	O	£ 272.00	£ -	£ 272.00	UNCHANGED
Public Protection - Licences - Other Sales and Service Charges - Animal-Related Licences - Dangerous Wild Animals - plus appointed vets fee charge	D	O	£ 272.00	£ -	£ 272.00	O	£ 272.00	£ -	£ 272.00	UNCHANGED
Public Protection - Licences - Other Sales and Service Charges - Animal-Related Licences - Performing Animals (Registration) - plus appointed vets fee charge	D	O	£ 110.00	£ -	£ 110.00	O	£ 110.00	£ -	£ 110.00	UNCHANGED
Public Protection - Licences - Other Sales and Service Charges - Animal-Related Licences - Pet Stop - plus appointed vets fee charge	D	O	£ 272.00	£ -	£ 272.00	O	£ 272.00	£ -	£ 272.00	UNCHANGED
Public Protection - Licences - Other Sales and Service Charges - Animal-Related Licences - Riding Establishment - plus appointed vets fee charge	D	O	£ 272.00	£ -	£ 272.00	O	£ 272.00	£ -	£ 272.00	UNCHANGED
Public Protection - Licences - Other Sales and Service Charges - Animal-Related Licences - Zoo - plus appointed vets fee charge	D	O	£ 272.00	£ -	£ 272.00	O	£ 272.00	£ -	£ 272.00	UNCHANGED
Public Protection - Licences - Other Sales and Service Charges - Food Export certificates	D	O	£ 65.00	£ -	£ 65.00	O	£ 65.00	£ -	£ 65.00	UNCHANGED
Public Protection - Licences - Other Sales and Service Charges - Skin Piercing Registrations - Registration of acupuncture, tattooing, ear piercing and electrolysis	D	O	£130 license charge plus £70 per employee	£ -	£130 license charge plus £70 per employee	O	£130 license charge plus £70 per employee	£ -	£130 license charge plus £70 per employee	UNCHANGED
Public Protection - Licences - Other Sales and Service Charges - Street Trading Consents - Class A1 (Trading between 11pm and 2am)	D	O	£ 1,500.00	£ -	£ 1,500.00	O	£ 1,500.00	£ -	£ 1,500.00	UNCHANGED
Public Protection - Licences - Other Sales and Service Charges - Street Trading Consents - Class B	D	O	£ 650.00	£ -	£ 650.00	O	£ 650.00	£ -	£ 650.00	UNCHANGED
Public Protection - Licences - Other Sales and Service Charges - Trading Standards Complex Business advice This will be charged on an hourly basis initially. Price is hourly per officer.	D	S	POA	£ -	POA	S	£ 76.00	£ 15.20	£ 91.20	INCREASED
Public Protection - Licences - Other Sales and Service Charges - Voluntary Surrender of Foods	D	O	£ 60.00	£ -	£ 60.00	O	£ 60.00	£ -	£ 60.00	UNCHANGED
Public Protection - Other Environmental Protection Charges - Contaminated Land enquiries - Residents -flat fee	D	O	£ 30.00	£ -	£ 30.00	O	£ 30.00	£ -	£ 30.00	UNCHANGED
Public Protection - Other Environmental Protection Charges - Contaminated Land enquiries - Solicitors / Potential home owners per hour	D	O	£ 65.00	£ -	£ 65.00	O	£ 65.00	£ -	£ 65.00	UNCHANGED
Public Protection - Other Environmental Protection Charges - Environmental surveys - Private Companies per hour	D	O	£ 65.00	£ -	£ 65.00	O	£ 65.00	£ -	£ 65.00	UNCHANGED
Public Protection - Other Environmental Protection Charges - High Hedges Fixed Charge for all other owners	D	O	£ 500.00	£ -	£ 500.00	O	£ 500.00	£ -	£ 500.00	UNCHANGED

Name of fee or Charge Cleaner, Greener & Safer	Statutory/ Discretionary Charge	VAT Status 18/19	Charge excl. VAT 2018/19	VAT Amount 2018/19	Charge incl. VAT 2018/19	VAT Status 19/20	Charge excl. VAT 2019/20	VAT Amount 2019/20	Charge incl. VAT 2019/20	New, Deleted, Varied, Unchanged
Public Protection - Other Environmental Protection Charges - High Hedges Fixed Charge for owners on Benefits	D	O	£ 250.00	£ -	£ 250.00	O	£ 250.00	£ -	£ 250.00	UNCHANGED
Public Protection - Other Environmental Protection Charges - Nuisance and public health EP officers charges per hour	D	O	£ 32.00	£ -	£ 32.00	O	£ 32.00	£ -	£ 32.00	UNCHANGED
Public Protection - Other Environmental Protection Charges - Service of notice 10 properties drainage per hour	D	O	£ 65.00	£ -	£ 65.00	O	£ 65.00	£ -	£ 65.00	UNCHANGED
Public Protection - Other Environmental Protection Charges - Swimming pool sampling (e-coli etc) per sample	D	O	£ 50.00	£ -	£ 50.00	O	£ 50.00	£ -	£ 50.00	UNCHANGED
Public Protection - Provision of information concerning Health and Safety at work effective from 1st April 1999 - Factual Statement / Voluntary Disclosure (Postage Included)	D	S	£ 75.00	£ 15.00	£ 90.00	S	£ 75.00	£ 15.00	£ 90.00	UNCHANGED
Public Protection - Provision of information concerning Health and Safety at work effective from 1st April 1999 - Photographs (Postage Included)	D	S	£ 2.00	£ 0.40	£ 2.40	S	£ 2.00	£ 0.40	£ 2.40	UNCHANGED
Public Protection - Provision of information concerning Health and Safety at work effective from 1st April 1999 - Photocopying / copies of Public Registers	D	S	£ 0.50	£ 0.10	£ 0.60	S	£ 0.50	£ 0.10	£ 0.60	UNCHANGED
Public Protection - Sex Establishment Licences - Application for new licence	D	O	£ 3,698.00	£ -	£ 3,698.00	O	£ 3,698.00	£ -	£ 3,698.00	UNCHANGED
Public Protection - Sex Establishment Licences - Application for renewed licence	D	O	£ 2,698.00	£ -	£ 2,698.00	O	£ 2,698.00	£ -	£ 2,698.00	UNCHANGED
Public Protection - Sex Establishment Licences - Application for transfer	D	O	£ 100.00	£ -	£ 100.00	O	£ 100.00	£ -	£ 100.00	UNCHANGED
Registration of Persons for Exhibition and Training of performing animals - Copies of Register Entries	S	O	£ 5.00	£ -	£ 5.00	O	£ 5.00	£ -	£ 5.00	UNCHANGED
Residents Services - Registration - Approved Premises Regulations - Application for Approval	D	O	£ 2,000.00	£ -	£ 2,000.00	O	£ 2,000.00	£ -	£ 2,000.00	UNCHANGED
Residents Services - Registration - Approved Premises Regulations - Request for Review	D	O	£ 620.00	£ -	£ 620.00	O	£ 620.00	£ -	£ 620.00	UNCHANGED
Residents Services - Registration - Certificates issued by Superintendent Registrar - Short Certificate of Birth - 2 hour service	D	O	£ 35.00	£ -	£ 35.00	O	£ 40.00	£ -	£ 40.00	INCREASED
Residents Services - Registration - Certificates issued by Superintendent Registrar - Short Certificate of Birth - 24 hour service	D	O	£ 25.00	£ -	£ 25.00	O	£ 30.00	£ -	£ 30.00	INCREASED
Residents Services - Registration - Certificates issued by Superintendent Registrar - Standard Certificate of Birth (2 hour service)	D	O	£ 35.00	£ -	£ 35.00	O	£ 40.00	£ -	£ 40.00	INCREASED
Residents Services - Registration - Certificates issued by Superintendent Registrar - Standard Certificate of Birth (24 hour service)	D	O	£ 25.00	£ -	£ 25.00	O	£ 30.00	£ -	£ 30.00	INCREASED
Residents Services - Registration - Certificates issued by Superintendent Registrar - Standard Certificate of Death (2 hour service)	D	O	£ 35.00	£ -	£ 35.00	O	£ 40.00	£ -	£ 40.00	INCREASED
Residents Services - Registration - Certificates issued by Superintendent Registrar - Standard Certificate of Death (24 hour service)	D	O	£ 25.00	£ -	£ 25.00	O	£ 30.00	£ -	£ 30.00	INCREASED
Residents Services - Registration - Certificates issued by Superintendent Registrar - Standard Certificate of Marriage (2 hour service)	D	O	£ 35.00	£ -	£ 35.00	O	£ 40.00	£ -	£ 40.00	INCREASED
Residents Services - Registration - Certificates issued by Superintendent Registrar - Standard Certificate of Marriage (24 hour service)	D	O	£ 25.00	£ -	£ 25.00	O	£ 30.00	£ -	£ 30.00	INCREASED
Residents Services - Registration - Deposit for all ceremonies at Approved premises	D	O	£ 100.00	£ -	£ 100.00	O	£ 100.00	£ -	£ 100.00	UNCHANGED
Residents Services - Registration - Deposit for all ceremonies at Register Office marriage Room	D	O	£ 46.00	£ -	£ 46.00	O	£ 46.00	£ -	£ 46.00	UNCHANGED
Residents Services - Registration - Deposit for Notice of Marriage Appointment	D	O	£ 35.00	£ -	£ 35.00	O	£ 35.00	£ -	£ 35.00	UNCHANGED
Residents Services - Registration - Re-Schedule of Appointment/ Ceremony	D	O	£ 30.00	£ -	£ 30.00	O	£ 35.00	£ -	£ 35.00	INCREASED

Name of fee or Charge Cleaner, Greener & Safer	Statutory/ Discretionary Charge	VAT Status 18/19	Charge excl. VAT 2018/19	VAT Amount 2018/19	Charge incl. VAT 2018/19	VAT Status 19/20	Charge excl. VAT 2019/20	VAT Amount 2019/20	Charge incl. VAT 2019/20	New, Deleted, Varied, Unchanged
Residents Services - Registration -Fees for superintendent Registrar attendance at approved premises for Marriage/Civil Partnership (Monday to Friday)	D	O	£ 445.00	£ -	£ 445.00	O	£ 465.00	£ -	£ 465.00	INCREASED
Residents Services - Registration -Fees for superintendent Registrar attendance at approved premises for Marriage/Civil Partnership (Saturday)	D	O	£ 475.00	£ -	£ 475.00	O	£ 500.00	£ -	£ 500.00	INCREASED
Residents Services - Registration -Fees for superintendent Registrar attendance at approved premises for Marriage/Civil Partnership (Sunday, Bank or Public Holiday)	D	O	£ 535.00	£ -	£ 535.00	O	£ 575.00	£ -	£ 575.00	INCREASED
Residents Services - Registration -Fees for superintendent Registrar attendance at Register Office for Naming Ceremonies/ Renewal of Vows/Commitment Ceremony (Civil Ceremonies Ltd Partnership) Saturday	D	O	£ 280.00	£ -	£ 280.00	O	£ 290.00	£ -	£ 290.00	INCREASED
Residents Services - Fees for Superintendent Registrar attendance at Approved Premise for Naming Ceremonies/Renewal of Vows/Commitment Ceremony (Civil Ceremonies Ltd Partnership) (Monday to Friday)	D	O	£ 300.00	£ -	£ 300.00	O	£ 310.00	£ -	£ 310.00	INCREASED
Residents Services - Fees for Superintendent Registrar attendance at Approved Premise for Naming Ceremonies/Renewal of Vows/Commitment Ceremony (Civil Ceremonies Ltd Partnership) (Saturday)	D	O	£ 350.00	£ -	£ 350.00	O	£ 360.00	£ -	£ 360.00	INCREASED
Residents Services - Fees for Superintendent Registrar attendance at Approved Premise for Naming Ceremonies/Renewal of Vows/Commitment Ceremony (Civil Ceremonies Ltd Partnership) (Sunday)	D	O	£ 390.00	£ -	£ 390.00	O	£ 410.00	£ -	£ 410.00	INCREASED
Residents Services - Registration - Ceremonies held in Thameside Theatre (Monday to Friday)	D	O	£ 260.00	£ -	£ 260.00	O	£ 270.00	£ -	£ 270.00	INCREASED
Residents Services - Registration - Ceremonies held in Thameside Theatre (Saturday PM)	D	O	£ 360.00	£ -	£ 360.00	O	£ 400.00	£ -	£ 400.00	INCREASED
Residents Services - Registration - Ceremonies held in Thameside Theatre (Saturday)	D	O	£ 310.00	£ -	£ 310.00	O	£ 330.00	£ -	£ 330.00	INCREASED
Residents Services - Registration - Hawthorne Suite - Thameside (Monday to Friday)	D	O	£ 210.00	£ -	£ 210.00	O	£ 220.00	£ -	£ 220.00	INCREASED
Residents Services - Registration - Hawthorne Suite - Thameside (Saturday PM)	D	O	£ 310.00	£ -	£ 310.00	O	£ 350.00	£ -	£ 350.00	INCREASED
Residents Services - Registration - Hawthorne Suite - Thameside (Saturday)	D	O	£ 260.00	£ -	£ 260.00	O	£ 280.00	£ -	£ 280.00	INCREASED
Residents Services - Registration - Nationality Checking Services	D	O	£ 85.00	£ -	£ 85.00	O	£ 95.00	£ -	£ 95.00	INCREASED
Residents Services - Registration - Postage and Packing Charge	D	O	£ 2.00	£ -	£ 2.00	O	£ 2.50	£ -	£ 2.50	INCREASED
Residents Services - Registration - Private Citizenship Ceremony (Monday to Saturday)	D	O	£ 150.00	£ -	£ 150.00	O	£ 160.00	£ -	£ 160.00	INCREASED
Scrap Metal Dealers Site Licence	D	O	£ 494.00	£ -	£ 494.00	O	£ 494.00	£ -	£ 494.00	UNCHANGED
Scrap Metal Dealers Collectors Licence	D	O	£ 315.00	£ -	£ 315.00	O	£ 315.00	£ -	£ 315.00	UNCHANGED
Scrap Metal Dealers Site Licence - Renewal	D	O	£ 408.00	£ -	£ 408.00	O	£ 408.00	£ -	£ 408.00	UNCHANGED
Scrap Metal Dealers Collectors Licence - Renewal	D	O	£ 262.00	£ -	£ 262.00	O	£ 262.00	£ -	£ 262.00	UNCHANGED
Scrap Metal Dealers Site Licence - Variation	D	O	£ 112.00	£ -	£ 112.00	O	£ 112.00	£ -	£ 112.00	UNCHANGED
Scrap Metal Dealers Collectors Licence - Variation	D	O	£ 112.00	£ -	£ 112.00	O	£ 112.00	£ -	£ 112.00	UNCHANGED
LA-IPPC Charges- Application	S	O	£ 3,363.00	£ -	£ 3,363.00	O	£ 3,363.00	£ -	£ 3,363.00	UNCHANGED
LA-IPPC Charges - Application - Additional Fee for Operating without a Permit	S	O	£ 1,188.00	£ -	£ 1,188.00	O	£ 1,188.00	£ -	£ 1,188.00	UNCHANGED
LA-IPPC Charges - Application - Annual Subsistence High	S	O	£ 2,233.00	£ -	£ 2,233.00	O	£ 2,233.00	£ -	£ 2,233.00	UNCHANGED
LA-IPPC Charges - Application - Annual Subsistence Low	S	O	£ 1,446.00	£ -	£ 1,446.00	O	£ 1,446.00	£ -	£ 1,446.00	UNCHANGED
LA-IPPC Charges - Application - Annual Subsistence Medium	S	O	£ 1,610.00	£ -	£ 1,610.00	O	£ 1,610.00	£ -	£ 1,610.00	UNCHANGED
LA-IPPC-Charges - Application-Annual Subsistence-High	S	O	£ 2,333.00	£ -	£ 2,333.00	O	£ 2,333.00	£ -	£ 2,333.00	UNCHANGED
LA-IPPC Charges - Application - Late Payment Fee	S	O	£ 52.00	£ -	£ 52.00	O	£ 52.00	£ -	£ 52.00	UNCHANGED

Name of fee or Charge Cleaner, Greener & Safer	Statutory/ Discretionary Charge	VAT Status 18/19	Charge excl. VAT 2018/19	VAT Amount 2018/19	Charge incl. VAT 2018/19	VAT Status 19/20	Charge excl. VAT 2019/20	VAT Amount 2019/20	Charge incl. VAT 2019/20	New, Deleted, Varied, Unchanged
LA-IPPC Charges - Application - Partial Transfer	S	O	£ 698.00	£ -	£ 698.00	O	£ 698.00	£ -	£ 698.00	UNCHANGED
LA-IPPC Charges - Application - Substantial Variation	S	O	£ 202.00	£ -	£ 202.00	O	£ 202.00	£ -	£ 202.00	UNCHANGED
LA-IPPC Charges - Application - Surrender	S	O	£ 698.00	£ -	£ 698.00	O	£ 698.00	£ -	£ 698.00	UNCHANGED
LA-IPPC Charges - Application - Transfer	S	O	£ 225.00	£ -	£ 225.00	O	£ 225.00	£ -	£ 225.00	UNCHANGED
LAPC Charges-Application Fee Standard process (includes solvent emission activities)	S	O	£ 1,650.00	£ -	£ 1,650.00	O	£ 1,650.00	£ -	£ 1,650.00	UNCHANGED
LAPC Charges Additional fee for operating without a permit	S	O	£ 1,188.00	£ -	£ 1,188.00	O	£ 1,188.00	£ -	£ 1,188.00	UNCHANGED
LAPC Charges Applicatiuon fee for PVR1 and Drycleaners	S	O	£ 155.00	£ -	£ 155.00	O	£ 155.00	£ -	£ 155.00	UNCHANGED
LAPC charges Application fee for PVR1& II combined	S	O	£ 257.00	£ -	£ 257.00	O	£ 257.00	£ -	£ 257.00	UNCHANGED
LAPC Charges - VR's and other reduced fee activities	S	O	£ 362.00	£ -	£ 362.00	O	£ 362.00	£ -	£ 362.00	UNCHANGED
LAPC Charges Reduced fee activitiwvs Additional fee for operating without a permit	S	O	£ 99.00	£ -	£ 99.00	O	£ 99.00	£ -	£ 99.00	UNCHANGED
LAPC-Charges Application Fee Mobile Plant not using simplified permits	S	O	£ 1,650.00	£ -	£ 1,650.00	O	£ 1,650.00	£ -	£ 1,650.00	UNCHANGED
LAPC-Charges Application Fee Mobile Plant not using simplified permits for the 3rd to seventh application	S	O	£ 985.00	£ -	£ 985.00	O	£ 985.00	£ -	£ 985.00	UNCHANGED
LAPC -Charges Application Fee Mobile Plant not using simplified permits for the eighth and subsequent permits	S	O	£ 308.00	£ -	£ 308.00	O	£ 308.00	£ -	£ 308.00	UNCHANGED
LAPPC Charges - Annual Subsistence Charge - <i>Where the additional amount must be charged where a permit is for a combined Part B and waste installation *</i>	S	O	£ 310.00	£ -	£ 310.00	O	£ 310.00	£ -	£ 310.00	UNCHANGED
LAPPC Charges - Annual Subsistence Charge - Standard process -LOW	S	O	£ 772.00	£ -	£ 772.00	O	£ 772.00	£ -	£ 772.00	UNCHANGED
LAPC Charges Annual subsistance charge Low additional fee when permit is for a combined Pert B and Waste Installation	S	O	£ 103.00	£ -	£ 103.00	O	£ 103.00	£ -	£ 103.00	UNCHANGED
LAPPC Charges - Annual Subsistence Charge - Standard process Medium	S	O	£ 1,161.00	£ -	£ 1,161.00	O	£ 1,161.00	£ -	£ 1,161.00	UNCHANGED
LAPC- Charges Annual sunsistence fee Medium additional fee additional fee when permit is for a combined Pert B and Waste Installation t	S	O	£ 156.00	£ -	£ 156.00	O	£ 156.00	£ -	£ 156.00	UNCHANGED
LAPPC Charges - Annual Subsistence Charge -Standard process High	S	O	£ 1,747.00	£ -	£ 1,747.00	O	£ 1,747.00	£ -	£ 1,747.00	UNCHANGED
LAPC Charges -Annual subsistence Charge High additional fee additional fee when permit is for a combined Pert B and Waste Installation	S	O	£ 207.00	£ -	£ 207.00	O	£ 207.00	£ -	£ 207.00	UNCHANGED
LAPPC Charges Annual subsistence fee charges - PVR 1 and Dry Cleaners low	S	O	£ 79.00	£ -	£ 79.00	O	£ 79.00	£ -	£ 79.00	UNCHANGED
LAPPC Charges Annual subsistence fee charges - PVR 1 and Dry Cleaners Medium	S	O	£ 158.00	£ -	£ 158.00	O	£ 158.00	£ -	£ 158.00	UNCHANGED
LAPPC Charges Annual subsistence fee charges - PVR 1 and Dry Cleaners High	S	O	£ 237.00	£ -	£ 237.00	O	£ 237.00	£ -	£ 237.00	UNCHANGED
LAPC Charges - Annual subsistence fee PVR1 and II combined Low	S	O	£ 113.00	£ -	£ 113.00	O	£ 113.00	£ -	£ 113.00	UNCHANGED
LAPC Charges - Annual subsistence fee PVR1 and II combined Medium	S	O	£ 226.00	£ -	£ 226.00	O	£ 226.00	£ -	£ 226.00	UNCHANGED
LAPC Charges - Annual subsistence fee PVR1 and II combined High	S	O	£ 341.00	£ -	£ 341.00	O	£ 341.00	£ -	£ 341.00	UNCHANGED
LAPC Charges - Annual subsistence fee VR's and other Reduced Fees Low	S	O	£ 228.00	£ -	£ 228.00	O	£ 228.00	£ -	£ 228.00	UNCHANGED
LAPC Charges - Annual subsistence fee VR's and other Reduced Fees Medium	S	O	£ 365.00	£ -	£ 365.00	O	£ 365.00	£ -	£ 365.00	UNCHANGED
LAPC Charges - Annual subsistence fee VR's and other Reduced Fees High	S	O	£ 543.00	£ -	£ 543.00	O	£ 543.00	£ -	£ 543.00	UNCHANGED
LAPPC Charges - Mobile Plant Charges (Not using Simplified Permits) - Subsistence Fee for the first and second permit Low	S	O	£ 646.00	£ -	£ 646.00	O	£ 646.00	£ -	£ 646.00	UNCHANGED
LAPPC Charges - Mobile Plant Charges (Not using Simplified Permits) - Subsistence Fee for the first and second permit medium	S	O	£ 1,034.00	£ -	£ 1,034.00	O	£ 1,034.00	£ -	£ 1,034.00	UNCHANGED
LAPPC Charges - Mobile Plant Charges (Not using Simplified Permits) - Subsistence Fee for the first and second permit high	S	O	£ 1,506.00	£ -	£ 1,506.00	O	£ 1,506.00	£ -	£ 1,506.00	UNCHANGED

Name of fee or Charge Cleaner, Greener & Safer	Statutory/ Discretionary Charge	VAT Status 18/19	Charge excl. VAT 2018/19	VAT Amount 2018/19	Charge incl. VAT 2018/19	VAT Status 19/20	Charge excl. VAT 2019/20	VAT Amount 2019/20	Charge incl. VAT 2019/20	New, Deleted, Varied, Unchanged
LAPPC Charges - Mobile Plant Charges (Not using Simplified Permits) - Subsistence Fee for the third to seventh permit Low	S	O	£ 385.00	£ -	£ 385.00	O	£ 385.00	£ -	£ 385.00	UNCHANGED
LLAPPC Charges - Mobile Plant Charges (Not using Simplified Permits) - Subsistence Fee for the third to seventh permit medium	S	O	£ 617.00	£ -	£ 617.00	O	£ 617.00	£ -	£ 617.00	UNCHANGED
LAPPC Charges - Mobile Plant Charges (Not using Simplified Permits) - Subsistence Fee for the third to seventh permit High	S	O	£ 924.00	£ -	£ 924.00	O	£ 924.00	£ -	£ 924.00	UNCHANGED
LAPPC Charges - Mobile Plant Charges (Not using Simplified Permits) - Subsistence Fee for the eighth and subsequent permit permit Low	S	O	£ 198.00	£ -	£ 198.00	O	£ 198.00	£ -	£ 198.00	UNCHANGED
LAPPC Charges - Mobile Plant Charges (Not using Simplified Permits) - Subsistence Fee for the eighth and subsequent permit permit Medium	S	O	£ 316.00	£ -	£ 316.00	O	£ 316.00	£ -	£ 316.00	UNCHANGED
LAPPC Charges - Mobile Plant Charges (Not using Simplified Permits) - Subsistence Fee for the eighth and subsequent permit permit High	S	O	£ 473.00	£ -	£ 473.00	O	£ 473.00	£ -	£ 473.00	UNCHANGED
LAPPC Charges - Late Payment fee	S	O	£ 52.00	£ -	£ 52.00	O	£ 52.00	£ -	£ 52.00	UNCHANGED
*When a Part B installation is subject to reporting under the E-PRTR Regulation and additional £103 should be added to the annual subsistence charges	S	O	£ 103.00	£ -	£ 103.00	O	£ 103.00	£ -	£ 103.00	UNCHANGED
LAPPC Charges - Standard Process transfer	S	O	£ 169.00	£ -	£ 169.00	O	£ 169.00	£ -	£ 169.00	UNCHANGED
LAPPC Charges - Standard Process partial transfer transfer	S	O	£ 497.00	£ -	£ 497.00	O	£ 497.00	£ -	£ 497.00	UNCHANGED
LAPPC Charges - New operator at Low risk reduced fee activity Extra one off subsistence charge	S	O	£ 78.00	£ -	£ 78.00	O	£ 78.00	£ -	£ 78.00	UNCHANGED
LAPPC Charges - new operator at Low risk reduced fee activity Extra one off subsistence charge	S	O	£ 189.00	£ -	£ 189.00	O	£ 189.00	£ -	£ 189.00	UNCHANGED
LAPPC Charges - Surrender all part B activities	S	O	£ -	£ -	£ -	O	£ -	£ -	£ -	UNCHANGED
LAPPC Charges - Reduced fees activities transfer	S	O	£ -	£ -	£ -	O	£ -	£ -	£ -	UNCHANGED
LAPPC Charges -Reduced fees activities partial transfer	S	O	£ 47.00	£ -	£ 47.00	O	£ 47.00	£ -	£ 47.00	UNCHANGED
LAPPC Charges - Temporary transfer for mobiles - First Transfer	S	O	£ 53.00	£ -	£ 53.00	O	£ 53.00	£ -	£ 53.00	UNCHANGED
LAPPC Charges - Temporary transfer for mobiles - repeat transfer following enforcement or warning	S	O	£ 53.00	£ -	£ 53.00	O	£ 53.00	£ -	£ 53.00	UNCHANGED
LAPPC Charges -Substantial change Standard process	S	O	£ 1,050.00	£ -	£ 1,050.00	O	£ 1,050.00	£ -	£ 1,050.00	UNCHANGED
LAPPC Charges - Substantial change Standard process where the substantial change results in a new PPC activity	S	O	£ 1,650.00	£ -	£ 1,650.00	O	£ 1,650.00	£ -	£ 1,650.00	UNCHANGED
LAPPC Charges - (partB) mobile plant charges (not using simplified permits) Application fee number of permits 1	S	O	£ 1,650.00	£ -	£ 1,650.00	O	£ 1,650.00	£ -	£ 1,650.00	UNCHANGED
LAPPC Charges - (partB) mobile plant charges (not using simplified permits) Application fee number of permits 2	S	O	£ 1,650.00	£ -	£ 1,650.00	O	£ 1,650.00	£ -	£ 1,650.00	UNCHANGED
LAPPC Charges - (partB) mobile plant charges (not using simplified permits) Application fee number of permits 3 4 5 6 and 7	S	O	£ 985.00	£ -	£ 985.00	O	£ 985.00	£ -	£ 985.00	UNCHANGED
LAPPC Charges - (partB) mobile plant charges (not using simplified permits) Application fee number of permits 8 and over	S	O	£ 498.00	£ -	£ 498.00	O	£ 498.00	£ -	£ 498.00	UNCHANGED
LAPPC Charges - (partB) mobile plant charges (not using simplified permits) annual subsistence fee low fee number of permits 1 and 2	S	O	£ 646.00	£ -	£ 646.00	O	£ 646.00	£ -	£ 646.00	UNCHANGED
LAPPC Charges - (partB) mobile plant charges (not using simplified permits) annual subsistence fee low number of permits 3,4 5,6,7	S	O	£ 385.00	£ -	£ 385.00	O	£ 385.00	£ -	£ 385.00	UNCHANGED
LAPPC Charges - (partB) mobile plant charges (not using simplified permits) annual subsistence fee low number of permits 8 and over	S	O	£ 198.00	£ -	£ 198.00	O	£ 198.00	£ -	£ 198.00	UNCHANGED

Name of fee or Charge Cleaner, Greener & Safer	Statutory/ Discretionary Charge	VAT Status 18/19	Charge excl. VAT 2018/19	VAT Amount 2018/19	Charge incl. VAT 2018/19	VAT Status 19/20	Charge excl. VAT 2019/20	VAT Amount 2019/20	Charge incl. VAT 2019/20	New, Deleted, Varied, Unchanged
LAPPC Charges - (partB) mobile plant charges (not using simplified permits) annual subsistence fee Medium number of permits 1 and 2	S	O	£ 1,034.00	£ -	£ 1,034.00	O	£ 1,034.00	£ -	£ 1,034.00	UNCHANGED
LAPPC Charges - (partB) mobile plant charges (not using simplified permits) annual subsistence fee Medium number of permits 3,4,5,6&7	S	O	£ 617.00	£ -	£ 617.00	O	£ 617.00	£ -	£ 617.00	UNCHANGED
LAPPC Charges - (partB) mobile plant charges (not using simplified permits) annual subsistence fee Medium number of permits 8 and over	S	O	£ 316.00	£ -	£ 316.00	O	£ 316.00	£ -	£ 316.00	UNCHANGED
LAPPC Charges - (partB) mobile plant charges (not using simplified permits) annual subsistence fee High number of permits 1 and 2	S	O	£ 1,506.00	£ -	£ 1,506.00	O	£ 1,506.00	£ -	£ 1,506.00	UNCHANGED
LAPPC Charges - (partB) mobile plant charges (not using simplified permits) annual subsistence fee High number of permits 3,4,5,6 & 7	S	O	£ 924.00	£ -	£ 924.00	O	£ 924.00	£ -	£ 924.00	UNCHANGED
LAPPC Charges - (partB) mobile plant charges (not using simplified permits) annual subsistence fee High number of permits 8 and over	S	O	£ 473.00	£ -	£ 473.00	O	£ 473.00	£ -	£ 473.00	UNCHANGED
Heritage - School Visits (Coalhouse Fort or Thurrock Museum) - per class	D	E		£ -	£ -	E	£ 150.00	£ -	£ 150.00	new
Heritage - Historical and Education Talks - New Talks	D	E		£ -	£ -	E	£ 100.00	£ -	£ 100.00	new
Heritage - Historical and Education Talks - Existing Talks	D	E		£ -	£ -	E	£ 70.00	£ -	£ 70.00	new
Heritage - Historical and Education Talks at Thurrock Museum - per person charge	D	E		£ -	£ -	E	£ 4.00	£ -	£ 4.00	new
Heritage - Informal Education Sessions - Children (Coalhouse or Thurrock Museum) - per child	D	E		£ -	£ -	E	£ 5.00	£ -	£ 5.00	new
Heritage - Informal Education Sessions - Toddlers (Coalhouse or Thurrock Museum) - per child	D	E		£ -	£ -	E	£ 3.00	£ -	£ 3.00	new
Heritage - Topic Loan Boxes - per box, per half term	D	E		£ -	£ -	E	£ 20.00	£ -	£ 20.00	new
Heritage - Research and Readers Tickets, per person, per annum	D	S		£ -	£ -	S	£ 8.33	£ 1.67	£ 10.00	new
Public Protection - COMAH - Administration - Hourly rate	S	E	£ 13.50	£ -	£ 13.50	E	£ 13.50	£ -	£ 13.50	UNCHANGED
Public Protection - COMAH - Senior Emergency Planner - Hourly Rate	S	E	£ 23.00	£ -	£ 23.00	E	£ 23.00	£ -	£ 23.00	UNCHANGED
Public Protection - COMAH - Emergency Planning Manager - Hourly Rate	S	E	£ 36.00	£ -	£ 36.00	E	£ 36.00	£ -	£ 36.00	UNCHANGED
Public Protection - COMAH - Consultative activities for non-COMAH Sites	S	E		£ -	£ -	E	POA	£ -	POA	new

Name of fee or Charge Cleaner, Greener & Safer	Statutory/ Discretionary Charge	VAT Status 18/19	Charge excl. VAT 2018/19	VAT Amount 2018/19	Charge incl. VAT 2018/19	VAT Status 19/20	Charge excl. VAT 2019/20	VAT Amount 2019/20	Charge incl. VAT 2019/20	New, Deleted, Varied, Unchanged
Burial Grounds - Part 3 Monuments, Gravestones, Tablets & Monumental Inscriptions - For the right to erect or place on a grave in respect of which exclusive right of burial has been granted, a monument, gravestone or tablets	D	E	£ 179.00	£ -	£ 179.00	E		£ -	£ -	REMOVED\Deletec
Cultural Services - Catalogue Requests - Requests not from library catalogue, including British Library	D	O	£ 3.50	£ -	£ 3.50	O		£ -	£ -	REMOVED\Deletec
Cultural Services - CD Rom print outs - Black and white	D	S	£ 0.25	£ 0.05	£ 0.30	S		£ -	£ -	REMOVED\Deletec
Cultural Services - CD Rom print outs - Colour	D	S	£ 0.25	£ 0.05	£ 0.30	S		£ -	£ -	REMOVED\Deletec
Cultural Services - Premises Hire - Commercial organisations and public meetings held by political parties - Per hour - 24 to 70 sq.m	D	E	£ 35.00	£ -	£ 35.00	E		£ -	£ -	REMOVED\Deletec
Cultural Services - Premises Hire - Commercial organisations and public meetings held by political parties - Per hour - Over 70 sq.m	D	E	£ 35.00	£ -	£ 35.00	E		£ -	£ -	REMOVED\Deletec
Cultural Services - Premises Hire - Commercial organisations and public meetings held by political parties - Per hour - Under 24 sq.m	D	E	£ 35.00	£ -	£ 35.00	E		£ -	£ -	REMOVED\Deletec
Cultural Services - Premises Hire - Other organisations and non public meetings of political parties - Per hour - 24 to 70 sq.m	D	E	£ 25.00	£ -	£ 25.00	E		£ -	£ -	REMOVED\Deletec
Cultural Services - Premises Hire - Other organisations and non public meetings of political parties - Per hour - Over 70 sq.m	D	E	£ 25.00	£ -	£ 25.00	E		£ -	£ -	REMOVED\Deletec
Cultural Services - Premises Hire - Other organisations and non public meetings of political parties - Per hour - Under 24 sq.m	D	E	£ 25.00	£ -	£ 25.00	E		£ -	£ -	REMOVED\Deletec

This page is intentionally left blank

6 December 2018		ITEM: 8
Cleaner, Greener and Safer Overview & Scrutiny Committee		
Tree Planting Strategy		
Wards and communities affected: All	Key Decision: N/A	
Report of: Daren Spring, Assistant Director for Street Scene and Leisure		
Accountable Director: Julie Rogers, Director of Environment and Highways		
This report is Public		

Executive Summary

This report outlines options for Cleaner, Greener and Safer Scrutiny Committee consideration in response to a Motion which was raised at Full Council on 25th July 2018. The motion is as follows:

Motion 3 - Submitted by Councillor Redsell

This chamber recognises the valuable contribution that trees make to our local environment and calls on Cabinet and / or officers

- Where practicable to consult Members prior to the removal of trees from local authority land within their respective wards, and
- Where possible in accordance with the current budget to replace within a reasonable period all trees felled from local authority land including public areas; and
- To investigate availability of funding sources for the 2019 -20 budget to enable the Council to purchase replacement trees.

1. Recommendation(s)

- 1.1 That Cleaner, Greener and Safer Overview and Scrutiny Committee consider the options available and recommend to Cabinet option 1 outlined in this report (sections 6.1 and 6.2).
- 1.2 That Cleaner, Greener and Safer Overview and Scrutiny Committee consider option 3 (section 6.4) and recommend to Cabinet for financial year 19/20, subject to capital funding approval.

2. Introduction and Background

- 2.1 The felling of trees in the borough is only used as a last resort. It is necessary however to remove trees for a variety of reasons. A full assessment of the tree is undertaken to establish the condition of the tree and the likelihood of its survival. The main concern when conducting this assessment is, does the tree pose a Health and Safety risk? Severe damage or severe decay to the tree can mean that the tree requires removal.
- 2.2 During 2016/17 26 trees were removed, in 2017/18 25 trees were removed and so far this calendar year 15 trees have been removed. The average number of trees removed over this three year period is therefore 22 trees per annum. There are many factors that could potentially increase this number in the future, for example:
- 2.3 Instances of disease are increasing in frequency throughout the UK, severe weather conditions can cause damage to trees at certain times and there are instances when trees are damaged in road traffic incidents and from acts of vandalism.
- 2.4 Over the past 3 – 4 years, when trees have required removing, no additional trees have been planted to replace them. There is currently no revenue budget provision to do so.

3. Issues, Options and Analysis of Options

- 3.1 The motion at Full Council recommended that the Council, where practical, to consult Members prior to the removal of trees from local authority land within their respective wards. What is proposed is that when there are plans for a tree to be removed, an email containing the location and the reason why the tree requires removal, be sent to all of the local ward members, notifying them of the tree removal. There will be instances when a tree has to be removed urgently, when this occurs an email will be sent to the local ward members retrospectively.
- 3.2 Where possible the proposal is for a tree to be planted in the same position that the previous tree was removed from. However, this may not always be possible for example when a tree is cut down and the stump and roots cannot be dug up, a machine called a stump grinder has to be used to cut away the stump to below ground level. The lower part of the stump and root system remain below the ground and overtime die and rot. A new tree cannot therefore be planted in the same position. In these instances trees will be planted at the most suitable site as close to the previous trees location as possible.

4. Tree Species and Planting

- 4.1 Newly planted trees require additional maintenance to ensure their survival, this includes: -
 - Tree stakes for stability

- Tree guards
- Regular watering
- Future pruning

The average cost to purchase and plant a new tree is approximately £150.00.

- 4.2 All planting will follow current British Standards and industry best practice as a minimum standard. Native species will be utilised as appropriate without reducing the diversity of species in more formal locations.
- 4.3 Tree planting selection will be based on the minimisation of future risk. All decisions on planting will be based on achieving sustainable tree cover to benefit the Street Scene and Environment as a whole and minimise, through the use of appropriate tree species, the potential for future hazard and nuisances.
- 4.4 Tree selections must take into account the challenges that impact tree growth on verges and in open spaces. Some of the challenges are road traffic pollution, water/gas leaks and utility service maintenance. Another consideration is the hardening of surfaces in front gardens, leading to rain water surface run off which is a loss of water which previously would have soaked through the soil to be available for the trees.
- 4.5 In open spaces the challenges for trees come from footfall and maintenance leading to compaction of roots, along with competition for water with grass.
- 4.6 The impact of tree disease is another consideration. Some diseases are very new to the UK and it is essential that studies are considered and the most robust disease free species sought.
- 4.7 Tree selections have to reflect all the above aspects, along with the changing climate with hot summers and wet winters.
- 4.8 We live closely with our trees and they are essential to our environment, so it is imperative that we select species that do not have disadvantages e.g. surface roots can lift paving, a problem seen in cherries, which must in future be planted in large verges or parks. By way of another example, we need to select the non-sticky lime as replacements in our traditional lime avenues where aphids can cause a nuisance.
- 4.9 Every street and area will have its own character and constraints, for example a single species avenue or very narrow verges. Open spaces also may have high water levels where we must select the most water tolerant species.
- 4.10 Every tree must be selected individually for its location, one type of tree is not suitable for all locations. The tree selection must be based on the right tree for the right place.
- 4.11 The specialist nursery is at the forefront of research developing the best trees

and then ensuring that these newly planted trees flourish in their final locations, we follow carefully their planting specifications and recommendations.

5. The Tree Team

- 5.1 The Tree Team are passionate in Thurrock for the success of our trees, they want to plant for a greener future to ensure pleasant views, surroundings, good biodiversity and to encourage wildlife, enhancing our wellbeing.
- 5.2 Currently the tree maintenance team consists of one tree officer and two fully trained Arboriculture operatives (tree gang). The team is responsible for maintaining the 20,000 trees throughout the borough. Every effort has been made to try to recruit a third member of the tree gang but this has not been achieved due to strong industry competition, from tree contractors for trained arboriculture operatives. A third member of the team will provide more flexibility and capacity for the team. Large pruning and felling jobs are currently carried out by a contractor due to the reduced capacity of the team.
- 5.3 In order to address the capacity issues within the team, an Arborist Apprentice post has been created and a suitable candidate will be employed to be trained alongside the existing team.

6. Future Planting and Maintenance Options

- 6.1 **Option 1** (Recommended with Developer encouragement outlined in 6.2) – For every 1 tree removed, 1 tree will be replaced. Based on an average of 22 trees planted per year at the cost of £150.00 per tree the total cost would be £3,300, plus maintenance costs to ensure survival. This option is in line with the motion tabled, by keeping our tree stock levels at similar numbers in the future there will be limited impact on future maintenance costs or resources.
- 6.2 With the development of 32,000 houses over the next 20 years, this is an ideal opportunity to encourage developers to include in their design the planting of trees and shrubs and for their ongoing maintenance to be the responsibility of the management company. This would provide an increase of tree planting in the borough in future years without impacting resources and maintenance costs.
- 6.3 **Option 2** – For every 1 tree removed, 2 trees will be planted the total cost would be £6,600, plus maintenance costs to ensure survival. However if more trees were being planted than the number of trees being removed this would have an impact on future maintenance cost and resources.
- 6.4 **Option 3** - As no replacement trees have been planted during the past 3 – 4 years an option could be to for the first year only to plant 66 trees at a cost of £9,900, plus maintenance costs to ensure survival. The number of trees planted in future will depend on the number removed.

6.5 Capital funding has been requested for the purchase of new trees and for the additional maintenance, from April 2019.

7. Reasons for Recommendation

7.1 That Cleaner Greener Safer Overview and Scrutiny approve and recommend to Cabinet Option 1 of the tree planting proposals and request that developers include provision and ongoing maintenance of trees in future developments. This option conforms to the replanting section of Cllr Redsell's motion as well as having no impact on future maintenance or resources.

7.2 That Cleaner Greener Safer Overview and Scrutiny consider option 3 and recommend to Cabinet, subject to capital funding approval.

8. Consultation (including Overview and Scrutiny, if applicable)

8.1 N/A

9. Impact on corporate policies, priorities, performance and community impact

9.1 Clean environments that everyone has reason to take pride in.

10. Implications

10.1 Financial

Implications verified by: **Carl Tomlinson**
Finance Manager – Management Accountant

The cost is expected to be in the region of £25k spread over a number years depending on the chosen option. Appropriate funding options are being considered.

10.2 Legal

Implications verified by: **David Lawson**
Assistant Director of Law & Governance & Monitoring Officer

There may be implications if the tree which is being removed has a Tree Preservation Order, or if a tree is in a sight of special scientific interest.

10.3 Diversity and Equality

Implications verified by: **Becky Price**

Team Manager – Community Development and Equalities

There are no Diversity Implications arising from this report.

10.4 **Other implications** (where significant) – i.e. Staff, Health, Sustainability, Crime and Disorder)

N/A

11. **Background papers used in preparing the report** (including their location on the Council's website or identification whether any are exempt or protected by copyright):

- N/A

12. **Appendices to the report**

- N/A

Report Author:

Daren Spring

Assistant Director for Street Scene and Leisure
Environment and Highways

**Cleaner Greener and Safer Overview and Scrutiny Committee
Work Programme
2018/19**

Dates of Meetings: 11 June 2018, 5 July 2018, 4 October 2018, 6 December 2018, 7 February 2019

Topic	Lead Officer	Requested by Officer/Member
11 June 2018 - CANCELLED		
5 July 2018		
Recycling - Current position and planned actions	Julie Rogers	Officers
Linford Household Waste & Recycling Centre - 12 month update following in-source	Beau Stanford-Francis	Officers
4 October 2018		
Thurrock Community Safety Partnership Update Report	Michelle Cunningham	Members
Environment Enforcement Update	Phil Carver	Officers
Linford Household Waste & Recycling Centre – Site Redevelopment Update	Daren Spring	Officers
6 December 2018		

Fees & Charges Pricing Strategy 2019/20	Andrew Austin / appropriate officer	Officers
Grounds Maintenance, Street Cleansing and Fly Tipping Update	Daren Spring	Members
Tree Planting Strategy	Daren Spring	Officers
Gang Related Violence Update Report	Michelle Cunningham	Members
7 February 2019		
Recycling update, to include Brown Bin Review	Claire Harvey	Members
Strategy to Tackle Violence against Women and Girls in Thurrock, 2017/20	Michelle Cunningham	Members
Bartec System Update	Marcelle Puttergill	Members
Refuse Collections	Claire Harvey	Members
Air Pollution / Quality	Mat Kiely	Members

Future reports for 2019/20: